

Danida

Norway

KfW

DFID

Government of Nepal
Alternative Energy Promotion Centre

Energy Sector Assistance Programme
(ESAP II)
Draft Annual Progress Report
(July 2010–June 2011)

July 2011
Kathmandu, Nepal

Abbreviation

AEPC	Alternative Energy Promotion Centre
ADB	Agricultural Development Bank
BE	Biomass Energy
BEE	Biomass Energy Engineer
BETs	Biomass Energy Technologies
CBO	Community Based Organisation
CEA	Country Environment Analysis
CTEVT	Council for Technical Education & Vocational Training
Danida	Danish International Development Agency
DDC	District Development Committee
DEEU/S	District Energy and Environment Unit/Section
DEMI	Decentralized Energy Management Initiative
DFID-UK	Department for International Development-United Kingdom
DFS	Detail Feasibility Study
DKK	Danish Krone
EDP	External Development Partner
EoI	Expression of Interest
ESAP	Energy Sector Assistance Programme
FI	Financial Institution
FTC	Field Technical Coordinator
GO	Government Organisation
GoN	Government of Nepal
HH	Household
IAP	Indoor Air Pollution
ICS	Improved Cooking Stove
IEC	Information, Education and Communication
IICS	Institutional Improved Cooking Stove
IIT	Indian Institute of Technology
ISRES	Institutional Strengthening of Rural Energy Sector
IWM	Improved Water Mill
KfW	Kreditanstalt für Wiederaufbau
KKREP	Kailali Kanchanpur Rural Electrification Project
kW	kilo Watt
LFI	Local Financial Institution
LPO	Local Partner Organisation
MFI	Micro Finance Institution
MGRE	Mini Grid Rural Electrification
MHP	Micro Hydro Project
MIS	Management Information System
MoEnv	Ministry of Environment
MoU	Memorandum of Understanding
MW	Mega Watt
NEPQA	Nepal Photo Voltaic Quality Assurance

NFY	Nepali Fiscal Year
NGO	Non Government Organisations
NOK	Norwegian Kroner
NPR	Nepali Rupees
PO	Partner Organization
PV	Photo Voltaic
QA & M	Quality Assurance and Monitoring
QMS	Quality Management System
R&M	Repair and Maintenance
REF	Rural Energy Fund
REI	Rural Energy Investment
RETS	Renewable Energy Test Station
RRESC	Regional Renewable Energy Service Centre
SAF	Subsidy Application Forms
SE	Solar Energy
SEA	Strategic Environmental Assessment
SE LI	Solar Electrician Level I
SE LII	Solar Electrician Level II
SEMAN	Solar Electric Manufacturer's Association Nepal
SHS	Solar Home Systems
SOD	Strategic and Organisational Development
SSHS	Small Solar Home System
SWAp	Sector Wide Approach
ToR	Terms of Reference
ToT	Training of Trainers
TRC	Technical Review Committee
TSU	Technical Support Unit
UNDP	United Nations Development Programme
VDC	Village Development Committee
WECS	Water and Energy Commission Secretariat

Table of Contents

Abbreviation.....	i
Table of Contents	1
Executive Summary	3
A. Assessment of the development of the national environment, including the strategic framework, since the last report	11
1. Institutional Strengthening of Rural Energy Sector Component (ISRESC)	11
2. Rural Energy Fund (REF)	11
3. Technical Support	12
3.1 Biomass Energy Component (BEC)	12
3.2 Solar Energy Component (SEC).....	13
3.3 Mini Grid Rural Electrification Component (MGREC).....	13
B. Progress compared to objectives since the last report	14
C. Progress compared to objectives since the beginning of the programme	18
D. Progress during the year compared to output targets and budget for the year	22
E. Progress to date compared to output targets and budget for the entire programme period	54
F. Problems encountered and suggested solutions	90
G. Critical issues.....	90
H. Physical Achievement against Target	92
I. Status of outstanding issues and follow-up on decisions made by the Steering Committee (or similar body)	93
Annex 1:	94
Training programs carried out in this period.....	94
Annex 2:	96
Reports and working papers prepared in this period	96
Annex 3:	98
Financial Report of Energy Sector Assistance Programme.....	98
Annex 4:	99
Summary Sheet of ESAP II Audit Report 2010	99
Summary Sheet of REF Audit Report 2010.....	100
Annex 5:	101
List of Mini-Grid Projects.....	101

Annual Progress and Financial Report

Programme:	Energy Sector Assistance Programme
National Partner(s): Alternative Energy Promotion Centre	Alternative Energy Promotion Centre Khumaltar Height, Lalitpur Nepal Phone number: 5543044, 5539390 P.O. Box: 14237
Programme Manager: Niels Juhl Thomsen (Chief Adviser)	Energy Sector Assistance Programme Alternative Energy Promotion Centre Khumaltar Height, Lalitpur Nepal Phone number: 5539391, 5539390 P.O. Box 6332
Reporting period:	July 2010 – June 2011

Components:	Implementing agency/agencies [name and contact details]:
1. Institutional Strengthening of Rural Energy Sector (ISRES) Component	Energy Sector Assistance Programme (ESAP) along with the national partner Alternative Energy Promotion Centre (AEPC)
2. Rural Energy Fund (REF) Component	
3. Technical Support	
3.1 Biomass Energy (BE) Component	
3.2 Solar Energy (SE) Component	
3.3 Mini Grid Rural Electrification (MGRE) Component	

Programme starting date	15 March 2007
Programme completion date (expected)	14 March 2012 (possible extension 15 July 2012)
Previous reports	<ol style="list-style-type: none"> 1. Progress report (July – December 2007) 2. Annual progress report (March 2007 – June 2008) 3. Progress report (July – December 2008) 4. Annual progress report (July 2008 – June 2009) 5. Progress report (July – December 2009) 6. Annual progress report (July 2009 – June 2010) 7. Progress report (July – December 2010)

Executive Summary

This is the fourth Annual Progress Report of ESAP II. The Report has two parts: 1) progress during the period July 2010 to June 2011 and 2) cumulative progress from Programme start March 2007 to June 2011. The following is summary of achievements versus targets for all ESAP components.

Institutional Strengthening of Rural Energy Sector Component (ISRESC)

ISRES is working towards developing and sustaining effective institutional capacity of AEPC to lead the development of the Rural and Renewable Energy (R & RE) sector. During this year, efforts were made for enacting the Rural Energy Policy 2006 by drafting Regulations for Formation of the CREF and RECCC.

Other main activities includes input for Three Year Plan of Alternative Energy Sector (2010/11 - 2012/13), finalization of the Feasibility study of Sector Wide Approach (SWAp) in R & RE sector, support for drafting of AEPC SOD Plan and Renewable Energy Act, initiating the drafting of 20 Year Nepal's Renewable Energy Perspective Plan. Likewise, ISRES component continued its regular activities of Decentralized Energy Management Initiative (DEMI) at VDC level and various capacity building of staff members from AEPC, DEEUs, ESAP, RRESC and private sectors. The financial support was also provided for completing 11 bachelors/masters level research/thesis studies. Eight persons were offered on the Job Trainee (OJT) at various ESAP's components and RRESC.

ISRES also supported the preparation and formulation of a new RRE Programme under AEPC's umbrella. Likewise, ISRES initiated various activities to mobilise resources from possible EDP to fill the funding gap of ESAP

During the reporting period, ISRES component continued its promotional activities related to credit financing mainly in SHS and MHP. As outcome of intensive dialogues with Financial Institutions (FIs), Nepal Rastra Bank in its new Monetary Policy 2067/68 has made provisions to include hydropower up to 500 kW under Deprived Sector.

Through credit financing about 4,700 SHSs has been installed this year in 14 districts. NPR 7 million of loan has been disbursed by partner banks to the partner LFIs. NPR 6.5 million has been sanctioned and partially disbursed for two MHPs while seven more MHPs are in pipeline to receive a total loan of NPR 14.5 million.

In this reporting period, ISRES Component has spent NPR 51 million out of the budgeted NPR 103.7 million.

Rural Energy Fund (REF)

During this reporting period, 1,476 kW of electricity has been generated in 32 districts benefiting 14,683 households. One-year guarantee check has been completed and final payment was disbursed to 5,592 households of 17 districts with a total capacity of 592.5 kW.

The REF also provided conditional approval to 2,397 kW of micro hydro plants located in 24 districts. Similarly, the MHPs with total capacity of 2,231 kW of 33 districts have given final approval. It is expected that around 21,276 rural HHs will be connected with electricity in near future.

60,501 rural households in 72 districts have received subsidy for SHSs. Further, 6,020 rural households have received subsidy for SSHSs in 47 districts. About 3,000 rural households have installed Metallic ICS in 30 districts.

REF has disbursed subsidy of NPR 448.8 million for Solar Home Systems (SHSs), NPR 12 million for Small Solar Home Systems (SSHs), NPR 12 million for Metallic Improved Cooking Stoves (MICSs) and NPR 327.5 million for Micro hydro/Mini Grid projects.

The micro hydro economic end-use activity has been initiated this year with disbursement of NPR 0.5 million. The overall status of REF achievement from March 2007 to June 2011 is presented in Figure 1 below.

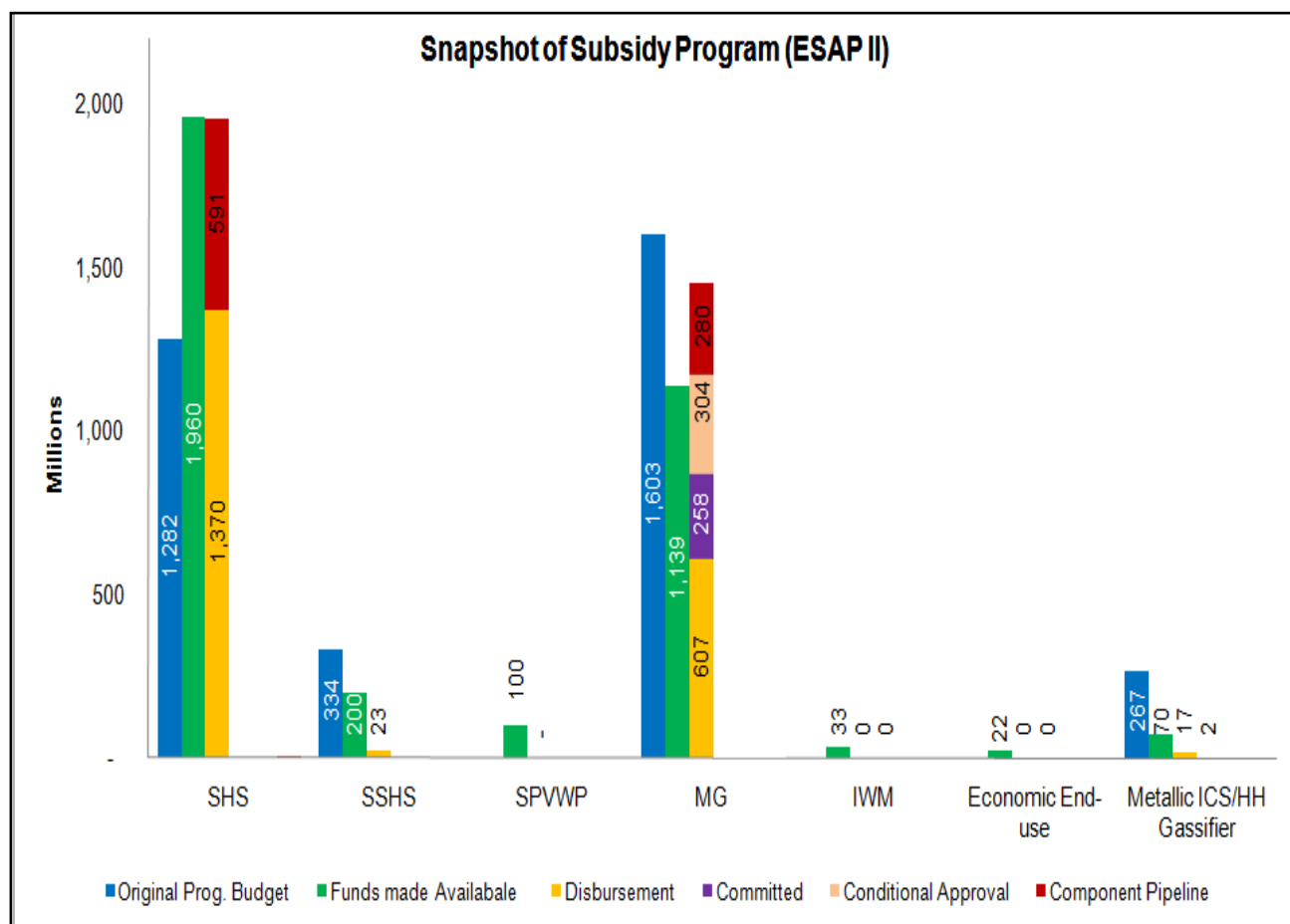


Figure 1: REF Achievements Mar-07 to Jun-11

Biomass Energy Component (BEC)

Presently ESAP’s BEC is working in 1,012 VDCs of 52 mid hill districts, 240 VDCs of 12 Terai districts and 38 VDCs of 4 high hill districts with the total coverage of 68 districts.

During this reporting period 89,194 ICSs has been promoted against the target of 100,000. About 8,021 households in Terai districts adopted ICSs against the target of 10,000 households in Terai districts and 3,000 households of high altitude areas installed MICSSs.

176 IICSs have been installed benefiting public institutions and rural commercial enterprises.

Altogether 123 local/district partner organisations are working in 68 districts under 13 Regional Renewable Energy Service Centres (RRESCs) and one District Development Committee (DDC). The coordination with DDC resulted in allocating the matching funds for installing ICS in economic weak households.

Six out of 13 RRESCs are implementing BEC activities in Terai districts successfully launching activities in 12 districts of Terai. About, 600 Stove Masters of 40 Business Groups from 200 VDCs were trained which resulted in installation, only after January 2011, of about 8,021 ICSs. Among them 1,500 are portable and fixed rocket stoves for household and institutional/commercial purposes. Similarly, 33 companies have been pre-qualified by AEPC for dissemination of metallic ICS. This fiscal year BEC has spent NPR 93.1 million out of budget NPR 81.9 million.

The achievement versus target of BEC from March 2007 to June 2011 is presented in Figure 2 below.

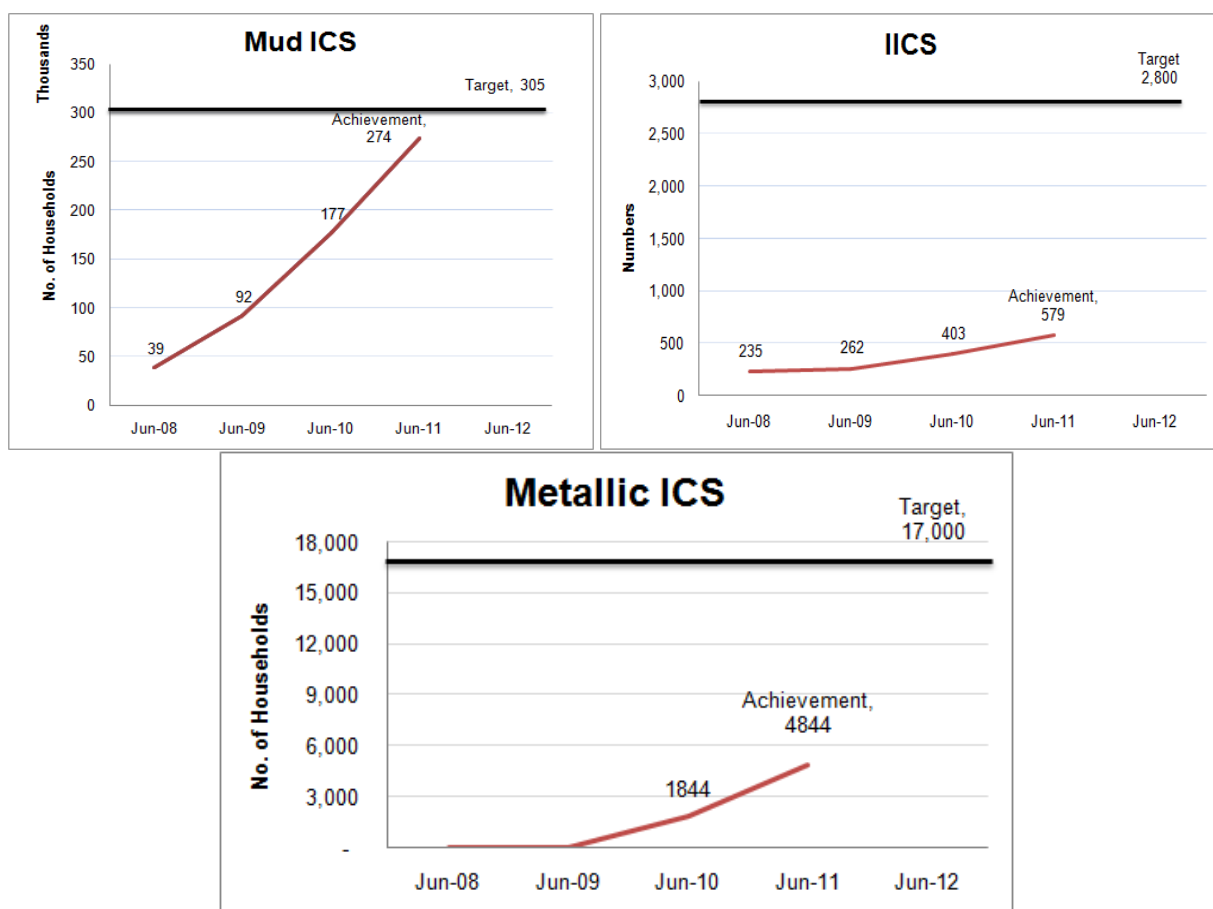


Figure 2: Biomass Achievements Mar-07 to Jun-11 versus Target

Solar Energy Component (SEC)

During reporting period, the SEC supported the installation of about 58,841 SHSs in 1,855 VDCs of 72 districts. From February 2011 ESAP's REF has been in shortage of the subsidy funds for SHS installation. Consequently, all qualified companies were informed on halting SHS installation. The work in SE sector resumed after UK/DFID joined ESAP and contributing 2 million pounds sterling for SHSs subsidy.

Only 6,020 SSHSs in 392 VDCs of 47 districts were installed during this reporting period. The relatively low number of installed SSHSs is due to the several factors as high price compared to the subsidy amount and a lengthy modality. 37 solar companies are pre-qualified by AEPC/ESAP for SHS and 42 companies for SSHS dissemination. An equal number of not qualified companies are working in the solar PV sector and are expected to apply for pre-qualification in the future.

In reporting period the SEC has spent NPR 19.2 million out of budget NPR 59 million.

The achievement versus target of SEC from March 2007 to June 2011 is presented below in Figure 3.

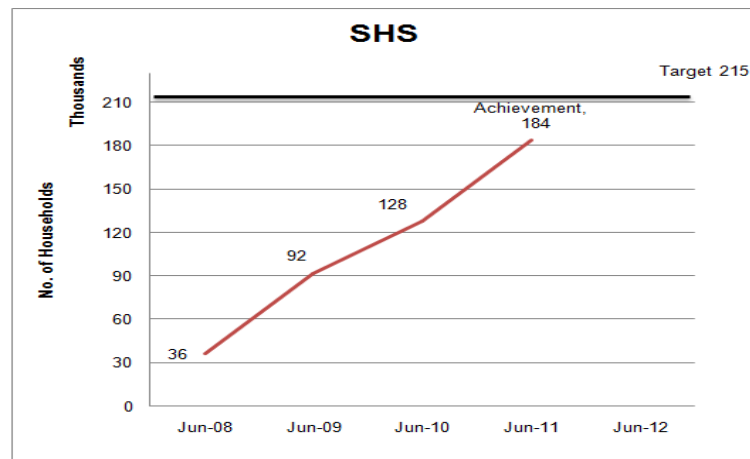


Figure 3: Solar Achievements Mar-07 to Jun-11 vs. Target

Mini Grid Rural Electrification Component (MGREC)

During the reporting period, electricity has been provided to 21,737 households against the target of 32,000 households from Micro/Mini Hydro Projects (MHPs).

The Government of Norway has agreed to provide the additional financial support of NOK 22.4 million for ESAP II with an immediate objective, *Gender and Social Inclusion mainstreamed in implementation of Mini-Grid and Improved Water Mills (IWM)*.

A total of 203 Improved Water Mills were installed in the last six month period, after the IWM programme was brought under the ESAP programme support framework. Likewise, Mini-Grid Component initiated the activities relating to gender and social inclusion from January 2011.

The achievement versus target of MGREC from March 2007 to June 2011 is presented below in Figure 4. The MGREC has spent NPR 56 million out of budget NPR 87.2 million for technical support during reporting period.

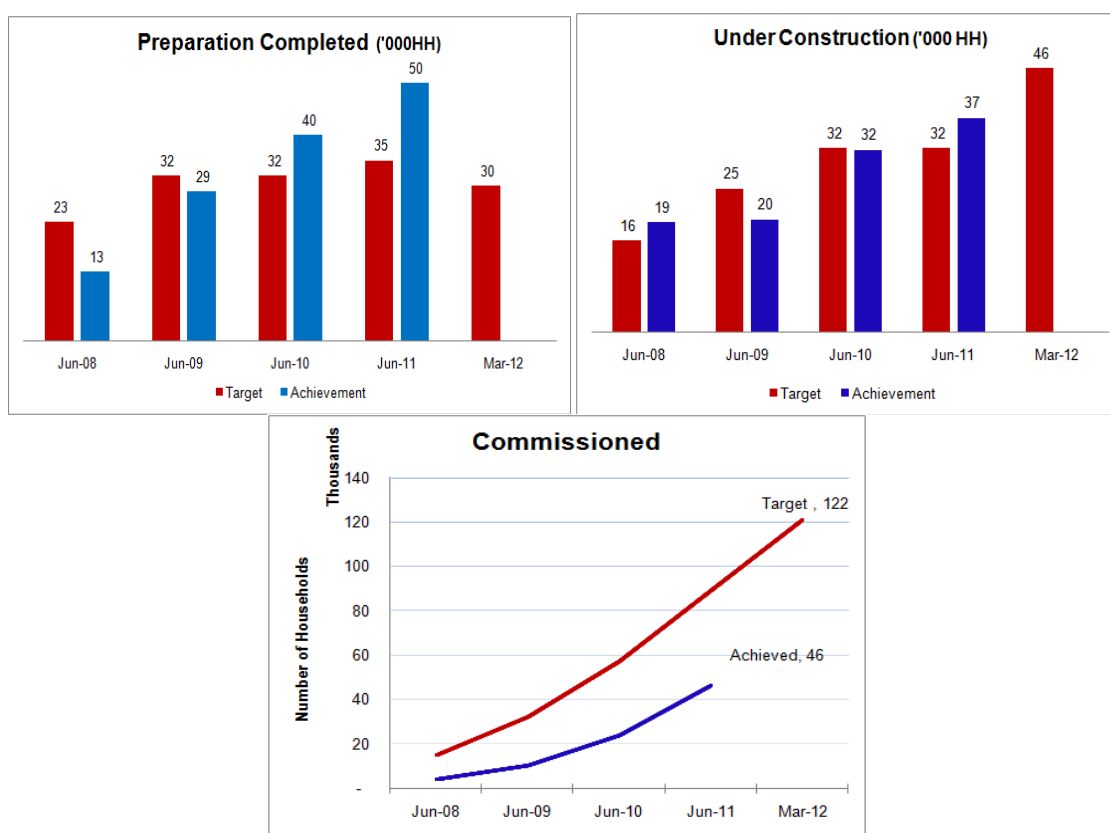


Figure 4: Mini/Micro-Hydro Achievements Mar-07 to Jun-11 vs. Target

The mini-grid projects are in different stages of implementation: (i) completed, (ii) on-going construction (obtained final approval from Rural Energy Fund, REF), (iii) pre-construction stage (obtained conditional subsidy approval from REF), and (iv) preparation completed.

The present note (including the list of individual projects in annexes) illustrates the present situation of the projects in the different stages in the pipeline of implementation as of October 2011.

- Category A: 623 projects completed, 6.8 MW (Phase I - 1.9 MW and Phase II – 4.9 MW).
- Category B: 120 projects with on-going construction, 4.2 MW.
- Category C: 289 projects with conditional subsidy approval, 8.4 MW.
- Category D: 305 projects with preparation completed, 10 MW.

The following indicates the synopsis of total projects with their present status, most likely completion time, and necessary required follow-up activities.

1. For Category A: The completed projects will require support during power output verification conducted by the REF. It is expected that power output verification will be completed within one year (i.e., July 2012) by the REF that requiring minimum support from Mini-Grid Component only for the projects commissioned in 2011/12. These completed projects represent the candidate list of projects eligible for end-use Seed Money and subsequently end-use promotion support activities. The detailed list of the projects is given in Annex-5.1.
2. For Category B: Most of the projects in this category will be completed within one year (i.e. July 2012). It requires facilitation and support through Regional Centres. These projects will require support during power output verification conducted by REF. Power output test/verification and one year guarantee check will be completed within one year (i.e., July 2012). The detailed list of projects is given in Annex-5.2.
3. For Category C: The projects in this category have six months to fulfil the conditions for subsidy and another one year to complete the construction (i.e., Dec. 2013). The power output test/verification and one year guarantee check will be completed within one year (i.e., Dec. 2014). The detailed list of the projects is given in Annex-5.3.
4. For Category D: This indicates the list of projects in the pipeline for future development. ESAP has already made investments for the preparation of these projects in terms of social mobilisation, and detailed studies. These projects can be brought to construction stage starting from six month from now depending on the level of facilitation supports and furthermore communities' ability to arrange equity from their part. The detailed list of the projects is given in Annex-5.4.

Programme Expenses

The total programme expenses for the period July 2010 to June 2011 is NPR 1,077 million against the budget NPR 1,396 million while the cumulative programme expenses from March 2007 to June 2011 is 2,705 million. The details on available budget (March 2007 to March 2012), payout from March 2007 to June 2011, committed fund and expected deficit/surplus budget both in absolute term and percentage term are presented in Table 1 & 2 below.

	Available Budget	Payout	Remaining Budget	Committed Fund	Budget Surplus/Deficit after Commitment
	(Mar-07 to Mar-12)	(Mar-07 to Jun-11)			
ISRES	223,685	136,605	87,080	101,548	-14,468
REF	3,649,131	1,900,269	1,748,862	1,748,302	560
BEC	361,846	269,547	92,299	108,274	-15,975
SEC	179,305	74,623	104,682	88,972	15,710
MGREC	273,138	157,254	115,884	124,420	-8,536
Capital Cost	77,867	26,165	51,702	51,702	0
Recurrent Cost	194,911	140,967	53,944	53,944	0
Grand Total	4,959,883	2,705,430	2,254,453	2,277,162	-22,709

Table 1: Total Available Budget, Payout and Committed fund

	Available Budget	Payout	Remaining Budget	Committed Fund	Budget Surplus/Deficit after Commitment
	(Mar-07 to Mar-12)	(Mar-07 to Jun-11)			
ISRES	223,685	61.07%	38.93%	45.40%	-6.47%
REF	3,649,131	52.07%	47.93%	47.91%	0.02%
BEC	361,846	74.49%	25.51%	29.92%	-4.41%
SEC	179,305	41.62%	58.38%	49.62%	8.76%
MGREC	273,138	57.57%	42.43%	45.55%	-3.13%
Capital Cost	77,867	33.60%	66.40%	66.40%	0.00%
Recurrent Cost	194,911	72.32%	27.68%	27.68%	0.00%
Grand Total	4,959,883	54.55%	45.45%	45.91%	-0.46%

Table 2: Total Available Budget, Payout and Committed fund in percentage

Sources of disbursed funds (Mar-07 to Jun-11) versus committed funds (Mar-07 to Mar-12) are depicted in Figure 5 below. The GoN budget disbursement is the contribution of matching fund for subsidy.

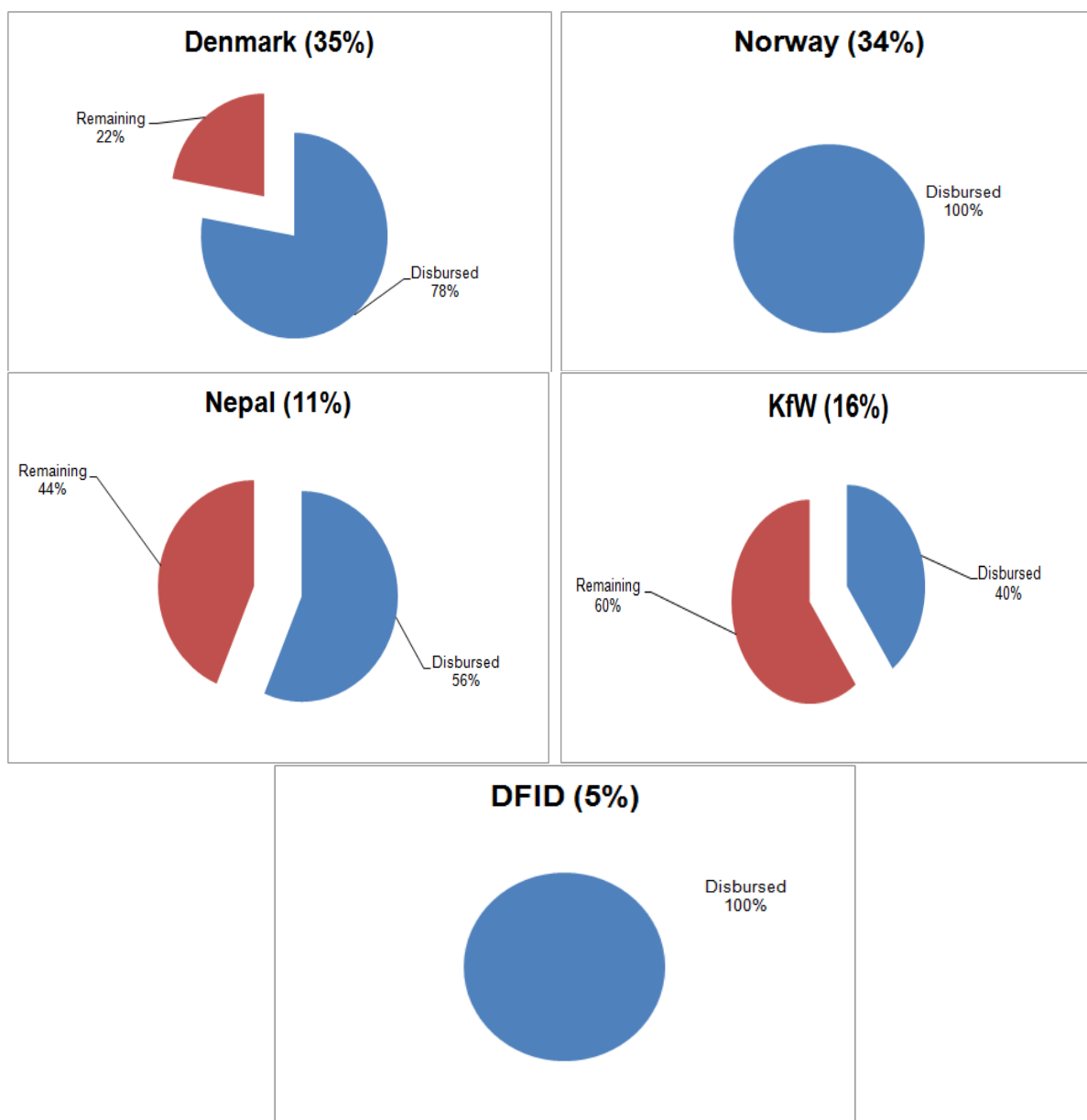


Figure 5: Disbursed Fund (Mar-07 to Jun-11) vs. Committed Fund (Mar-07 to Mar-12)

ESAP Audit Report 2010

The ESAP's 2010 Audit report in accordance with Generally Accepted Auditing Standards and the Danida guidelines has been completed. The summary of the auditor's report is presented in Annex 4 of this report.

Assessment of the development of the national environment, including the strategic framework, since the last report

1. Institutional Strengthening of Rural Energy Sector Component (ISRESC)

ISRESC is working towards developing and sustaining effective institutional capacity of AEPC to lead the development of the Rural and Renewable Energy (R & RE) sector.

During this year, efforts were made for enacting the Rural Energy Policy 2006 by drafting Regulations for Formation of the CREF and RECCC. It is envisaged that the effective enforcement of this policy will assist AEPC and GoN in long term perspective/planning of Renewable (Rural) Energy exploitation.

Other main activities includes input for Three Year Plan of Alternative Energy Sector (2010/11 - 2012/13), finalization of the Feasibility study of Sector Wide Approach (SWAp) in R & RE sector, support for drafting of AEPC SOD Plan and Renewable Energy Act, initiating the drafting of 20 Year Nepal's Renewable Energy Perspective Plan.

ISRES component continued its regular activities of Decentralized Energy Management Initiative (DEMI) at VDC level in 7 Villages and capacity building of staff members from AEPC, DEEUs, ESAP, RRESC and private sectors at various training/workshop. The details of training/workshop are given in Annex I.

Financial support was also provided for completing 11 bachelors/masters level research/thesis studies. Eight persons were offered on the Job Trainee (OJT) at various ESAP's components and RRESC.

ISRESC also supported the preparation and formulation of a new RRE Programme under AEPC's umbrella. ISRES initiated various activities to mobilise resources from possible EDP to fill the funding gap of ESAP II.

During the reporting period, ISRESC continued its promotional activities related to credit financing mainly in SHS and MHP. As outcome of intensive dialogues with Financial Institutions (FIs), Nepal Rastra Bank in its new Monetary Policy 2067/68 has made provisions to include hydropower up to 500 kW under Deprived Sector and approved the establishment of separate electricity development fund to support small and medium hydropower project in association with banks and financial institutions.

About 4,700 SHSs has been installed with credit financing this year in 14 districts, compared to achievement of 1,265 SHS in six districts last year. NPR 7 million of loan has been disbursed by partner banks to the partner LFIs. NPR 41.4 million has been mobilized in SHS financing and NPR 6.5 million has been sanctioned and partially disbursed for two MHPs while additional seven MHPs are in pipeline to receive loan of a total NPR 14.5 million.

In this reporting period, ISRES Component has spent NPR 51 million out of the budgeted NPR 103.7 million

2. Rural Energy Fund (REF)

Danida, Norad, KfW and Government of Nepal continued their support in providing subsidy fund through REF. In March 2011 Department for International Development, United Kingdom (DFID/UK) joined ESAP programme for providing financial support to around 34,000 SHSs with total financial support of 2 million pounds sterling.

60,501 rural households in 72 districts have received subsidy for SHSs. Further, 6,020 rural households have received subsidy for SSHSs in 47 districts. About 3,000 rural households have installed Metallic ICS in 30 districts.

The REF also provided conditional approval to 2,397 kW of micro hydro plants located in 24 districts. The committed subsidy to these projects is estimated to be NPR 328 million. Similarly, the MHPs with total capacity of 2,231 kW of 33 districts have given final approval. It is expected that around 21,276 rural HHs will be connected with electricity in near future.

During this reporting period, 1,476 kW of electricity has been installed in 32 districts benefiting 14,683 households. One-year guarantee check has been completed and final payment was disbursed to 5,592 households of 17 districts with a total capacity of 592.5 kW.

REF obtained ISO 9001:2008 Quality Management certificate with effective from April 2011.

3. Technical Support

3.1 Biomass Energy Component (BEC)

By 30th June 2011, about 488,012 ICSs in 1,290 VDCs of 68 districts and 4,844 MICSS in 30 districts have been installed with ESAP I and II support. Presently ESAP's BEC is working in 1,012 VDCs of 52 mid hill districts, 240 VDCs of 12 Terai districts and 38 VDCs of 4 high hill districts with the total coverage of 68 districts.

During this reporting period 89,194 ICSs has been installed against the target of 100,000. About 8,021 households in Terai districts installed ICSs and 3,000 households of high altitude areas installed MICSSs.

Among other biomass energy technologies, 176 IICSSs have been installed benefiting public institutions and rural commercial enterprises.

Altogether, 123 local/district partner organisations are working in 68 districts under 13 Regional Renewable Energy Service Centres (RRESCs) and one District Development Committee (DDC). The coordination with DDC resulted in allocating the matching funds for installing ICS in economic weak households.

Six out of the RRESCs are successfully implementing BEC activities in Terai districts launching activities in 12 districts of Terai. 4 new RRESCs were selected to work in 8 districts and in remaining 4 districts; program has been expanded through existing RRESCs through district based partners - District Renewable Energy Service Centre (DRESC). Additionally, modifications in service delivery mechanism were introduced in case of Terai regions.

Major distinction was made by naming 'Promoters' as 'Stove Masters' to adopt more commercialized approach. In contrary to mid-hills, the Stove Masters work in Business Groups (Urja Samuha) of 15 persons from 5 VDCs. GESI approach was followed while forming these 'Business Groups'. About, 600 Stove Masters of 40 Business Groups from 200 VDCs were trained which resulted in installation, only after January 2011, of about 8,021 ICSs. Among them 1,500 are portable and fixed rocket stoves for household and institutional/commercial purposes.

33 companies have been pre-qualified by AEPC for dissemination of metallic ICS. This year, the component has started monitoring of one year old metallic stoves i.e. installed from August 2009 to June 2010. Altogether 185 samples were monitored during 5 trips to the districts namely Jumla, Mugu, Myagdi, Mustang, Kaski, Sindhupalchowk, Dolakh, Kavre, Makawanpur, Bhojpur, Nuwakot, Rasuwa, Lalitpur and Kathmandu.

The monitoring of Mud ICS is already in-built in the ESAP system as a quality assurance requirement. However, from this reporting period the random ICS monitoring system is introduced. The ICSs will randomly be chosen from AEPC/ESAP central database for monitoring on quarterly basis.

This fiscal year BEC has spent NPR 93.1 million out of budget NPR 81.9 million.

3.2 Solar Energy Component (SEC)

By 30th June 2011, a total of 253,969 SHSs in 2,536 VDCs of 73 districts and 11,876 SSHS in 461 VDCs of 49 districts were installed with ESAP I and II support.

In the reporting period, the SEC supported the installation of about 58,841 SHSs in 1,855 VDCs of 72 districts. From February 2011 ESAP's REF has been in the shortage of the subsidy fund for SHS installation. Consequently, all qualified companies were informed on halting SHS installation. The works in SE sector resumed after UK/DFID joined ESAP and contributing 2 million pounds for SHSs subsidy.

Only 6,020 SSHSs in 392 VDCs of 47 districts were installed during this reporting period. The relatively low number of installed SSHSs is due to the several factors as high price compared to the subsidy amount and a lengthy modality.

37 solar companies are pre-qualified by AEPC/ESAP for SHS and 42 companies for SSHS dissemination. An equal number of not qualified companies are working in the solar PV sector and are expected to apply for pre-qualification in the future.

In the reporting period, some of the major initiatives included finalization of the support modality for Rural Solar Drinking Water Projects (RSDWP), design of voucher for the collection of used lead acid batteries from remote areas and support to drafting of regulation for the lead acid battery management in Nepal.

The regular activities included verification, quality assurance and monitoring activities as implementation of the results of 8th round and verification of 9th round. The monitoring of 10th round of QA & M was carried out through 69 trips using 5 qualified consultants.

Regular activities included the processing of Subsidy Application Forms (SAFs) and preparation and distribution of Information Education and Communication (IEC) materials.

SEC continued its activity of capacitating various sectors' stakeholders. About 200 solar electric level I technicians and 20 technicians were trained in a three-week long training to establish 20 repair and maintenance centres in 20 districts. About 42 Local Financing Institutions (LFIs) were trained on solar technology during two interaction programs.

3.3 Mini Grid Rural Electrification Component (MGREC)

The GoN continued its commitment to support rural electrification through the mini-grid installations. The Government has declared "Energy Crisis" for four-and half years period addressing the present shortage of electricity. The Government has announced subsidy up to 50% for the hydropower projects up to 3 MW to be constructed in the initiation taken

by community educational institutions, forest users' groups, community organisations and other local organisations. The Government has announced 75% subsidy to projects below 1 MW if constructed by the cooperatives at Village Development Committee (VDC) level.

The Government also promulgated *Additional Financial Support Delivery Modality 2010* to provide additional financial support to micro/mini-hydropower projects in 13 very remote districts and other villages classified as very remote as the households have difficulties in contributing 50% of the project cost. The additional support is provided, as the existing subsidy is not sufficient for project construction and will be considered as equity from the respective VDCs. The additional subsidy is delivered through the special fund affiliated with Rural Energy Fund (REF).

The Government has made announcements in the annual budget speech 2011/12, which have some implications to the Mini-Grid Component activities. Some of them are (i) Nepal Lighting (Nepal Ujyalo) programme will be further strengthened and expanded in the Karnali region. (ii) Community based organisations will be encouraged for taking distribution of electricity and are provided 90% subsidy. (iii) Materialising the wish of "lighting all villages", national rural electrification master plan will be prepared to expand the access of electricity to all households within the next five years. A separate institutional set up will be formed to implement the rural electrification effectively.

The Government of Norway has provided the additional financial support of NOK 22.4 million for ESAP II with an immediate objective: *Gender and Social Inclusion mainstreamed in implementation of Mini-Grid and Improved Water Mills (IWM)*. Subsequently, there are additional four outputs added in Mini-Grid Component, that include (i) Gender and social inclusion (GESI) criteria mainstreamed in mini-grid implementation, (ii) Increased plant utilisation and economic end-use of electricity, (iii) Professional management and efficient operational practice of implemented mini-grid schemes, and (iv) Rural livelihood improved through Improved Water Mills.

During the reporting period, electricity has been provided to 21,737 households against the target of 32,000 households from Micro/Mini Hydro Projects (MHPs). A total of 203 Improved Water Mills have been installed in the last six month, after the IWM programme was brought under the ESAP programme support framework. Mini-Grid Component also initiated the activities relating to gender and social inclusion from January 2011.

A. Progress compared to objectives since the last report

Key annual outcome and impact indicators	Progress
Institutional Strengthening of Rural Energy Sector	
Coherency in policy and coordination for delivery of rural energy services with focus on decentralisation and private sector	<ul style="list-style-type: none"> • Support to draft Three Year Plan of Alternative Energy Sector (2010/11 - 2012/13) • Support to draft Regulations for Formation of the Rural (Renewable) Energy Central Coordination Committee (RECCC) • Support to draft Regulations for Formation of the Central Rural Energy Fund (CREF) • Draft report and Draft Act on Renewable Energy Act completed • Conducted National Stakeholders' Consultation

Key annual outcome and impact indicators	Progress
	<p>Workshop on draft regulations of formation of RECCC and CREF</p> <ul style="list-style-type: none"> • Draft Report on Subsidy Rates for Renewable Rural Energy Technologies (RETs) and their Delivery Mechanism Study completed • Work is ongoing on 20 Year “Nepal Renewable Energy Perspective Plan” (NREPP)
<p>Alignment of national and external development partners to the national rural energy sector policy and institutional framework</p>	<ul style="list-style-type: none"> • Conducted Interaction programme on Draft Strategic and Organizational (SOD) Development Plan of AEPC • Facilitated the preparation of Final Draft AEPC SOD Plan • Report on Feasibility Study on the Possibility of the SWAp in Rural and Renewable Energy Sector and Identification of Its Indicators completed • ISO 9001:2008 certification of REF
<p>Relevant institutions are capable to coordinate, develop, implement, and monitor rural energy policy/programmes</p>	<ul style="list-style-type: none"> • Awarded On the Job Training to 8 bachelor/master level students at ESAP and RRESCs • Support to students in RE related thesis/projects: 7 group projects and 4 individual thesis • Support to AEPC/ESAP, partner institutions staff’s participation in training, workshops, etc • 7 VDC-level energy plans prepared • Inputs to documents, papers, proposals, etc • AEPC Web-page development • Web-page support to RRESCs
<p>Quality rural energy services are affordable nationwide through enhanced access to credit</p>	<ul style="list-style-type: none"> • The outreach of urban banks has been extended to 14 districts for SHSs financing • 4,656 SHSs installed through credit financing • 5 MHPs has secured total loan of NPR 8 million and about dozen projects are under process of being approved for loan amounting to NPR 14 million
Rural Energy Fund	
<p>Quality rural energy services are affordable nationwide through grants</p>	<ul style="list-style-type: none"> • Contribution of 2 million pounds by DFID-UK • Channeling subsidy funds • Management of fund in a transparent and efficient manner • TV documentary on AEPC/ESAP and its working modalities prepared
Technical Support	

Key annual outcome and impact indicators	Progress
Biomass Energy	
<p>Improve capacity of local organizations to offer affordable biomass energy solutions to the rural communities with quality assurance</p>	<ul style="list-style-type: none"> • Implementation in 52 mid-hills and 12 Terai districts with the support from 13 RRESCs and 123 local district based organisations • Three RRESCs extended their working areas • Awareness campaigns to health workers, schoolteachers, VDC chairperson and political parties on BE technologies through participatory monitoring conducted • Involvement of one DDC in implementing BE programme • More than 1,400 people trained • 40 Business Groups were formed and trained in Terai regions accommodating 582 'Stove Masters' • 33 MICS manufacturers trained
<p>Gender, health, environment and socio-economic issues, including reduction of women and children's drudgery are addressed through implementation of biomass energy solutions</p>	<ul style="list-style-type: none"> • Support from family members' especially male members during cooking hours due to smoke free and clean environment • Reduction of smoke related accidents and diseases especially pneumonia, eye irritation, cough, and asthma • Reduction of 65% of PM 2.5 (Particulate Matters less than 2.5 micron in diameter) and 62% of the CO (Carbon Monoxide) • Improved health conditions in 99,990 households • Reduction of the women drudgery of by saving time for fuel wood collection and cooking
<p>Adoption of biomass energy solutions is popularized in the rural communities</p>	<ul style="list-style-type: none"> • 99,990 ICSs stoves installed • Pilot gasifier for agro product processing installed • 176 IICS in the mid-hill region and 3,000 Metallic Improved Cooking Stoves (MICS) in high altitude areas operational • Dissemination of more than 1,500 rocket stoves (fixed and portable) initiated in Terai • Information Education and Communication (IEC) materials on other biomass energy solutions (MICS, Gasifiers, IICS and Briquetting etc) prepared and disseminated
Solar Energy	
<p>Reinforced national framework for dissemination</p>	<ul style="list-style-type: none"> • Changes in a modality for dissemination of SSHS to

Key annual outcome and impact indicators	Progress
of quality solar energy systems	involve local financing institutes (LFIs) prepared <ul style="list-style-type: none"> • Modality to support rural community based Solar Drinking Water Projects prepared • 58,841 SHSs and 6,020 SSHSs are promoted
Increased and sustainable access and affordability for the rural poor to solar energy systems	<ul style="list-style-type: none"> • Pilot SHSs credit financing implementation is ongoing • Used battery management initiative started • Draft regulation to manage lead acid batteries is prepared • Designed vouchers for the collection of used lead acid batteries from the very remote areas with no road access • 20 repair and maintenance centres established in 20 districts
Mini Grid Rural Electrification	
Reinforced sectoral framework for policy formulation, strategy development, planning, programme implementation and harmonizing on- and of-grid rural electrification at national as well as local level	<ul style="list-style-type: none"> • Continued emphasis on mini-grid development in GoN's plan and programmes • The Regional Centres working under ESAP framework formed a national level federation, called the Federation of Rural Energy Network (FOREN). • The companies pre-qualified for survey/design services formed a national level federation, called Water and Energy Consulting Association in Nepal (WECAN) • The Nepal Micro-hydropower Development Association (NMHDA) – federation of companies involved in manufacturing and installation of micro-hydro plants—has expanded its membership
Increased and sustainable access to and use of electricity in rural areas	<ul style="list-style-type: none"> • Access of electricity increased to 21,737 households • A total of 3.94 MW projects are under construction stage that will electrify further 37,357 households
Gender and Social Inclusion in implementation and operation of Mini-Grid and Improved Water Mills	<ul style="list-style-type: none"> • A total of 203 water mills improved • GESI audit completed • Seven requests received and two approved for end-use SEED money

B. Progress compared to objectives since the beginning of the programme

Key outcome and impact indicators	Progress
Institutional Strengthening of Rural Energy Sector	
Coherency in policy and coordination for delivery of rural energy services with focus on decentralisation and private sector	<ul style="list-style-type: none"> • Input to the National Rural Energy Strategy, 2010 • Input to the revised Subsidy Delivery Mechanism 2009 • Input to the revised Subsidy Arrangement 2009 and Subsidy Delivery Mechanism, 2010 • Support to draft Three Year Plan of Alternative Energy Sector (2010/11 - 2012/13) • Support to draft Regulations for Formation of the Rural (Renewable) Energy Central Coordination Committee (RECCC) • Support to draft Regulations for Formation of the Central Rural Energy Fund (CREF) • Draft report and Draft Act on Renewable Energy Act completed • Conducted National Stakeholders' Consultation Workshop on draft regulations of formation of RECCC and CREF • Draft Report on Subsidy Rates for Renewable Rural Energy Technologies (RETs) and their Delivery Mechanism Study completed • Work is ongoing on 20 Year "Nepal Renewable Energy Perspective Plan" (NREPP)
Alignment of national and external development partners to the national rural energy sector policy and institutional framework	<ul style="list-style-type: none"> • Conducted Interaction programme on Draft Strategic and Organizational (SOD) Development Plan of AEPC • Facilitated the preparation of Final Draft AEPC SOD Plan • Report on Feasibility Study on the Possibility of the SWAp in Rural and Renewable Energy Sector and Identification of Its Indicators completed • ISO 9001:2008 certification of REF
Relevant institutions are capable to coordinate, develop, implement, and monitor rural energy policy/programmes	<ul style="list-style-type: none"> • Participation of AEPC/ESAP and RRESC staff in training/conferences/workshops • 35 DEMI reports prepared • BE, SE and MGRE Component's Management Information System (MIS) Database is operational • Second residential workshop on Gender Mainstreaming and Social Inclusion (GMSI) completed in April 2009 • Inputs to documents, conference papers, proposals • New Web page developed

Key outcome and impact indicators	Progress
	<ul style="list-style-type: none"> • Capacity building activities to Kailali Kanchanpur Rural Electrification Project (KKREP) Umbrella Organization completed • Awarded On the Job Training to 12 bachelor/master level students at ESAP and RRESCs • Support to students in RE related thesis/projects: 7 group projects and 4 individual thesis • Web-page support to RRESCs
Quality rural energy services are affordable nationwide through enhanced access to credit	<ul style="list-style-type: none"> • The outreach of urban banks has been extended to 14 districts for SHSs financing • 5,921 SHSs installed through credit financing • 5 MHPs has secured total loan of NPR 8 million and about dozen projects are under process of being approved for loan amounting to NPR 14 million
Rural Energy Fund	
Quality rural energy services are affordable nationwide through grants	<ul style="list-style-type: none"> • Contribution of 2 million pounds by DFID-UK • Channeling subsidy funds • Management of fund in a transparent and efficient manner • TV documentary on AEPC/ESAP and its working modalities prepared
Technical Support	
Biomass Energy	
Improve capacity of local organizations to offer affordable biomass energy solutions to the rural communities with quality assurance	<ul style="list-style-type: none"> • Implementation in 52 mid-hills and 12 Terai districts with the support from 13 RRESCs and 123 local district based organisations • More than 4,800 people trained as Stove Promoters/Stove Masters' • 33 companies are pre-qualified and are involved in dissemination in 15 high hill districts • Awareness campaigns to health workers, schoolteachers, VDC chairperson and political parties on BE technologies through participatory monitoring conducted • Involvement of one DDC in implementing BE programme • 40 Business Groups were formed and trained in Terai regions accommodating 582 'Stove Masters'
Gender, health, environment and socio-economic issues, including reduction of women and children's drudgery are addressed through	<ul style="list-style-type: none"> • About 2120 women (44%) are trained as promoters/stove masters • Support from family members' especially male members during cooking hours due to smoke free and

Key outcome and impact indicators	Progress
implementation of biomass energy solutions	<p>clean environment</p> <ul style="list-style-type: none"> • Reduction of smoke related accidents and diseases especially pneumonia, eye irritation, cough, and asthma • Reduction of 65% of PM 2.5 (Particulate Matters less than 2.5 micron in diameter) and 62% of the CO (Carbon Monoxide) • Improved health conditions of 2.4 million people living in the mid hill region, 40,105 people in Terai region and 15,000 people in High hill region • Reduction of the women drudgery of by saving time for fuel wood collection and cooking
Adoption of biomass energy solutions is popularized in the rural communities	<ul style="list-style-type: none"> • In total 479,991 ICSs in mid hill districts, 8,021 ICSs in Terai districts and 4,844 ICSs in high altitude areas stoves were installed • Pilot gasifier for agro product processing installed • 579 IICS in the mid-hill region and 4,844 Metallic Improved Cooking Stoves (MICS) in high altitude areas operational • Dissemination of more than 1,500 rocket stoves (fixed and portable) initiated in Terai • Information Education and Communication (IEC) materials on other biomass energy solutions (MICS, Gasifiers, IICS and Briquetting etc) prepared and disseminated
Solar Energy	
Reinforced national framework for dissemination of quality solar energy systems.	<ul style="list-style-type: none"> • A fully functional modality for dissemination of SHS and SSHS in place • Modality to support rural community based Solar Drinking Water Projects prepared • Cleared up of the backlog and maintained timely QA & M process • Various training conducted to enhance the capacity of private sector and local financing institutes (LFIs). • Framework of prequalification and evaluation of PQ companies is maintained • NEPQA and RETS are functional • Timely processing of SAFs • 184,558 SHSs and 11,876 SSHSs installed
Increased and sustainable access and affordability for the rural poor to solar energy systems.	<ul style="list-style-type: none"> • Support to develop a capable and competent marketing network of private sector companies • Pilot model of SHS credit financing is prepared and

Key outcome and impact indicators	Progress
	<p>operational</p> <ul style="list-style-type: none"> • A modality for dissemination of SSHS changed to involve local financing institutes (LFIs) • Long term used battery management initiative started • Draft regulation to manage lead acid batteries is prepared • Designed vouchers for the collection of used lead acid batteries from the very remote areas with no road access • 20 repair and maintenance centres established in 20 district
Mini Grid Rural Electrification	
Reinforced sectoral framework for policy formulation, strategy development, planning, programme implementation and harmonizing on- and of-grid rural electrification at national as well as local level	<ul style="list-style-type: none"> • Continued emphasis on mini-grid development in GoN's plan and programmes. Mini-grid schemes are becoming a part of District Development Committees (DDCs) perspective plan • Seven Non-Governmental Organizations (NGOs) are involved in the sector as Regional Centres covering all 54 potential districts. These NGOs formed a national level federation, called Federation of Rural Energy Network (FOREN) • A total of 57 private sector installation companies are involved in the sector. These companies formed a national level federation, called Water and Energy Consulting Association in Nepal (WECAN) • A total of 52 consulting companies are involved in the sector to provide survey and design services. The Nepal Micro-hydropower Development Association (NMHDA) – federation of companies involved in manufacturing and installation of micro-hydro plants-- has expanded its membership
Increased and sustainable access to and use of electricity in rural areas	<ul style="list-style-type: none"> • Access of electricity to 45,851 households • A total of 3.94 MW projects are under construction stage that will electrify further 37,357 households • A total of 8.0 MW (74,920 HH) equivalent projects include conditional and TRC approval • A total of 8.2 MW (67,500 HH) equivalent projects DFS completed/on-going
Gender and Social Inclusion in implementation and operation of Mini-Grid and Improved Water Mills	<ul style="list-style-type: none"> • A total of 203 water mills improved • GESI audit completed • Seven requests received and two approved for end-use SEED money

C. Progress during the year compared to output targets and budget for the year

Output target	Output result	Budget (NPR)	Expenses (NPR)	Comments (incl. reasons for possible delays)	Proposed action
1. Institutional Strengthening of Rural Energy Sector					
Output 1	Coherent Rural Energy Policy addressing both on- and off-grid electrification issues, among others				
Output 1.1	Support to prepare a National Rural Energy Development Strategic plan	1. Input to Three Year Plan of Alternative Energy Sector (2010/11—2012/13) 2. Preparation of 20 Year “Nepal Renewable Energy Perspective Plan” (NREPP)	3,500,000	513,433	
Output 1.2	Review the present policies governing RE	1. Draft Regulations for Formation of the Rural (Renewable) Energy Central Coordination Committee (RECCC) 2. Draft Regulations for Formation of the Central Renewable Energy Fund (CREF) 3. Preparation of draft Act on Renewable Energy	3,000,000	1,630,585	
Output 2	An institutional basis with clearly defined roles established with focus on decentralization and the private sector				
Output 2.3	Strengthen the coordination by institutionalising a network of institutions	No activity	800,000	NIL	

Output target		Output result	Budget (NPR)	Expenses (NPR)	Comments (incl. reasons for possible delays)	Proposed action
Output 2.4	Assist local partners to ensure efficient resource utilization through planning exercise	<ol style="list-style-type: none"> 1. Decentralized Energy Management Initiatives at the village level and their follow up activities 2. 7 RRESCs involved in data collection of 7 districts for District Energy Plan 3. Regional training workshops for ER right transfer from MHP communities to DEEU/S, RRESC and MHP user committee chairperson in CDR, EDR, WDR, MWDR and FWDR 4. "Training on Management Communication Skills" conducted for DEEUs, AEPC, RRESCs and ESAP staff" at Nepalgunj, Biratnagar and Pokhara. Total 80 staff were capacitated through this training 	8,500,000	6,093,210		
Output 3	Sector Wide Approach (SWAp) for rural energy development in place.					
Output 3.1	Ensure transparency in REF administration (ISO Certification)	REF administration is ISO 9001:2008 Certified	1,000,000	362,450		

Output target		Output result	Budget (NPR)	Expenses (NPR)	Comments (incl. reasons for possible delays)	Proposed action
Output 3.2	Promote SWAp for participation by multiple EDPs	1. National level Stakeholders' Consultation Workshop on Feasibility Study on the Possibility of SWAp in R & RE Energy Sector and Identification of Its Indicators 2. Report on feasibility study of Sector Wide Approach (SWAp) in R & RE sector	5,000,000	1,016,935		
Output 3.3 & 3.5	Encourage EDPs to sign on to joint financing agreements for rural energy	JFA with UK/DFID signed; UK/DFID joined ESAP	500,000	21,384	In-house on-going activity.	
Output 3.4	Strengthen the EDPs' coordination by institutionalising the current thematic group on rural electrification co-chaired by ADB	Preparation of Rural Renewable Energy Programme continuation of ESAP II	500,000	NIL	In-house on-going activity.	
Output 4	An accountable and effective institutional leadership, especially in AEPC with transparent decision-making process for rural energy policy, planning and management					
Output 4.1	Improve the Mgmt practices of AEPC and partner institutions	1. Information dissemination workshop on RETs in regional level conducted by RRESCs 2. Meetings and workshops	2,500,000	1,022,896		
Output 4.2	Organise leadership and	1. 8 students are supported	3,000,000	2,506,344		

Output target		Output result	Budget (NPR)	Expenses (NPR)	Comments (incl. reasons for possible delays)	Proposed action
	mgmt training courses for management in AEPC and partner institutions	with On the Job Training 2. Supported 7 group and 4 individual thesis/research study 3. Various capacity building activities for AEPC/ESAP Staff				
Output 4.3 & 4.4	Establish a transparent system for dissemination of Management decisions and financial management practices and systems	Interaction with banks and insurance companies	200,000	11,000		
Output 4.5	Improve the AEPC MIS as required		1,000,000	NIL		
Output 4.6	Improved working environment in AEPC through infrastructure improvement and incentive support	1. Improved working environment in AEPC 2. Incentive Support	4,200,000	3,106,500		
Output 5	Conducive working environment in AEPC and partner organizations, including human resource development policy, planning & management					
Output 5.1 & 5.4	Update and Implementation of Human Resource Development (HRD) Strategy for AEPC	1. Interaction programme on Draft AEPC SOD Plan 2. Draft AEPC SOD Plan	3,500,000	115,755		
Output 5.2	Conduct capacity building activities of AEPC	Various capacity building activities for AEPC staff	3,000,000	542,525		

Output target		Output result	Budget (NPR)	Expenses (NPR)	Comments (incl. reasons for possible delays)	Proposed action
Output 5.3	Analyse institutional gender issues and implement gender mainstreaming in AEPC and other partner institutions	Gender related activities carried out in Mini Grid Component	1,000,000	NIL		
Output 5.5	Conduct capacity building activities of other partner institutions	Various capacity building activities for partner institutions	5,000,000	1,085,881		
Output 6	Integrated documentations of the sector development and of major changes in the programme (ESAP II) in place					
Output 6.1	Establishment of a network for knowledge sharing and coordination	<ol style="list-style-type: none"> 1. Magazine Contribution 2. Printing of ESAP Calendar for 2011/12 3. Regional Newsletters on RETs 4. Establishment of RET resource centre at Kavre 	1,500,000	541,639		
Output 6.2	Establishment of information services (web-site and resources centre)	<ol style="list-style-type: none"> 1. Updated AEPC website 2. Support to Radio Program 3. Internet services 4. ESAP Note books 5. Video documentation of case study and best practices of Kavre region 6. RE demo house at Baglung 	1,000,000	3,012,597		

Output target	Output result	Budget (NPR)	Expenses (NPR)	Comments (incl. reasons for possible delays)	Proposed action	
Output 7	Coherency among Rural Grid and Off-grid Electrification (Support for Kailali Kanchanpur Rural Electrification Project, KKREP, Umbrella Organisation)					
Output 7.1	Social Mobilisation-Cooperative (Support for KKREP Umbrella Organisation)	Field monitoring, MIS training, MIS implementation in KKREUO	7,000,000	10,086,622		
Output 7.2	Conduct capacity building activities with cooperatives		3,500,000			
Output 7.3	Prepare and disseminate IEC materials		1,500,000			
Output 7.4	Elaborate and publish guidelines, manuals and planning tools		1,000,000			
Output 7.5	Operational Support to Technical Support Unit	Support provided	4,500,000			
Output 8	Financial Sector Credits Available for Rural Energy Investment					
Output 8.1	Relevant institutions oriented about RETs vis-a-vis credit	Orientation is continuing	5,000,000	683,426	Ongoing activity	
Output 8.2	Conducting capacity building activities for the financial sector in relation to rural energy investment	Sri Lanka visited for observing how MHPs can be financed	7,000,000	3,588,314	MHPs now have been approved loan	
Output 8.3	Facilitating credit line availability with financial	Facilitation is continuing	5,000,000	69,147	Ongoing activity	

Output target		Output result	Budget (NPR)	Expenses (NPR)	Comments (incl. reasons for possible delays)	Proposed action
	institutions					
Output 8.4	Continuation of proved and implemented modalities	4,656 SHS disseminated via credit	15,000,000	6,904,625		Credit Financing for SHS needs to be continued for consolidation.
Output 9	Facilitate Institutional Credit Through Complementary Financial Tools					
Output 9.1	Accidental Insurance Payment Funds	1000 SHS and 2 MHPs insured	2,500,000	100,859		
Output 9.2	Deposit and Credit Guarantee Corporation (DCGC) Premium Payment Fund	Negotiations going on with DCGC on insuring RETs	1,500,000	NIL	In house activity	
Output 9.3	Support for partner institutions for follow up and monitoring	Various activities going on	1,500,000	NIL	In house activity	
GRANT to RRESCs				7,947,054		
Total			103,700,000	50,963,181		
Budget Balance: 51%						

Output target	Output result	Budget (NPR)	Expenses (NPR)	Comments (incl. reasons for possible delays)	Proposed action
2. Rural Energy Fund					
Output 1	Fund raised for support to rural energy investment from national and EDPs				
Output 1.1	Network and coordinate with Government institutions, donors, financial sector and private energy service sector (Activity transferred to ISRES)				
Output 1.2	Promote REF through dissemination of information on REF achievements and modalities.	TV documentary on AEPC/ESAP and its working modalities	300,000	235,639	
Output 1.3	Raise Fund with donors (grants and credits), financial sector and Government matching contributions	Negotiation with external development partners are going on for fulfilling the funding gap of MH subsidy programme.	200,000	NIL	In-house ongoing activities
Output 2	Financial sector credits available for rural energy investment. (Activity transferred to ISRES)				
Output 3	Fund managed in a transparent and efficient manner				
Output 3.1	Review of Delivery Mechanism	Input to Subsidy Delivery Mechanism 2010	NIL	86,380	
Output 3.2	Institutional credit facilitating (Activity transferred to ISRES)				
Output 3.3	Monitoring	1. Carried power output and household verification of micro hydro plants 2. Monitoring and review of REF activities under	11,300,000	5,834,131	

Output target	Output result	Budget (NPR)	Expenses (NPR)	Comments (incl. reasons for possible delays)	Proposed action
	RRESCs				
Output 4	Fund optimally channelled by REF for the investment in different rural energy solutions				
Output 4.1	Sound financial appraisal of projects for subsidy approval and for investment by financial institutions.	Financial appraisal of potential micro hydro plants, SHS, SSHS and metallic ICS are in place	2,000,000	NIL	
Output 4.2	Approve applications for grant from the REF support for off-grid electrification	In-house activities	NIL	NIL	
Output 4.3	Disburse REF grant supports (subsidy)				
Output 4.3.1	MH (25,500HH /3,000kW) including IWM Electrification	<ol style="list-style-type: none"> 1. 22,854 HHs of 24 districts have received conditional approval of capacity 2,397 kW, committed subsidy for these projects would be NPR 328 million 2. 72 MHPs having capacity of 2,231 kW benefitting 21,276 HHs has been given final approval for initiating construction work 3. 125 MHPs of capacity 1,476 kW benefitting 14,683 HHs are power output tested and verified. 4. 48 MHPs with capacity of 592.5kW power output 	435,000,000	327,529,825	

Output target		Output result	Budget (NPR)	Expenses (NPR)	Comments (incl. reasons for possible delays)	Proposed action
		have completed one-year guarantee check period				
Output 4.3.2	SHS-50,000HH	60,501 SHSs generating 1,367 kW in 72 districts.	400,000,000	448,873,000		
Output 4.3.3	Solar Tuki -25,000HH	6,020 rural households of 47 districts have installed SSHS with total capacity of 30 kW	50,000,000	12,040,000		
Output 4.3.4	PV Pumping Systems (25)	No system installed yet	25,000,000	NIL		
Output 4.3.5	BE-5,000HH	3,000 metallic ICSs in 30 districts have been installed.	20,000,000	12,000,000		
Output 4.3.6	Seed Money for MH Economic End-uses	End-use subsidy for 2 micro hydro plants has been provided for installing productive end-uses in the project area.	NIL	500,000		
Output 4.4	Facilitate the REF Institutional Credit Network and coordinate with Government institutions, donors, financial sector and private energy service sector (Activity transferred to ISRES)					
GRANT to RRESCs				2,427,563		
Total			943,800,000	809,526,538		
Budget Balance: 14%						

Output target	Output result	Budget (NPR)	Expenses (NPR)	Comments (incl. reasons for possible delays)	Proposed action
3.1 Biomass Energy					
Output 1	Capacity development of district based LPOs', specifically in scaling up of ICS				
Output 1.1	Provide technical inputs to LPOs for biomass technologies including ICS in the mid hill districts	<ol style="list-style-type: none"> 1. Altogether 119 LPOs and 4 DRESC implemented BEC activities in 1,252 VDCs 2. BEC activities were extended to 157 new VDCs of 52 mid-hill districts including 2 new districts and 240 new VDCs of 12 Terai districts. 3. More than 26,000 people were orientated about the ICS and BEC programme through 302 orientation & demonstration activity 	20,300,000	18,186,083	
Output 1.2	Provide ToT and other trainings to LPOs for their capacity building	<ol style="list-style-type: none"> 1. Altogether 1,439 new promoters/stove masters were trained. In Terai, 40 Business Groups were formed accommodating 582 Stove Masters. 2. The promoter's refresher training was given to 451 promoters 3. Training on Project Management in context of Biomass Energy Support 	8,300,000	7,811,374	

Output target		Output result	Budget (NPR)	Expenses (NPR)	Comments (incl. reasons for possible delays)	Proposed action
		<p>Programme was given to 46 Field Technical Coordinators</p> <p>4. The exposure visit to Field Technical Coordinators was conducted in the region apart from their working area</p> <p>5. Training on Kitchen Performance Test for Biomass Energy Engineers and Field Technical Coordinators</p> <p>6. Advance training on "Biomass Energy Programme; Promotion and Dissemination" to 5 RRESC staffs of Terai Region</p>				
Output 1.3	Monitor and supervise LPOs activities and back stop them on time	<p>1. 20% of the installed ICS were monitored technically.</p> <p>2. Conducted control-cooking test, tool for visible demonstration and orientation.</p> <p>3. Regular update of MIS database</p> <p>4. Quarterly as well as annual reports are timely submitted by partners</p> <p>5. Central monitoring is</p>	27,300,000	2,790,229		

Output target		Output result	Budget (NPR)	Expenses (NPR)	Comments (incl. reasons for possible delays)	Proposed action
		<p>conducted as per the requirement in the respective regions/districts using randomly samples from MIS database.</p> <p>6. Specific monitoring of ICSs where problems identified during random monitoring</p>				
Output 1.4	Establish ICS/biomass network	<ol style="list-style-type: none"> 1. Around 193 best promoters were certified 2. Regular support to promoters association is provided 3. Quarterly promoters meeting for sharing and problem solving on ICS technology 	3,700,000	10,613,061		
Output 2	ICS dissemination scaled up and integrated in other rural development programme					
Output 2.1	Ensure integration of inclusion of ICS / Biomass energy programme in DDC periodic plan	<ul style="list-style-type: none"> • DDC representative including VDC secretaries were orientated about the Metallic ICS in the targeted districts. • Ensure the mechanism of dissemination stoves to the pro poor group in an effective way through DDC 	800,000	3,090,594		

Output target		Output result	Budget (NPR)	Expenses (NPR)	Comments (incl. reasons for possible delays)	Proposed action
Output 2.2	Awareness for media, key local players, health related organization and medical doctors through orientation demonstration	<p>1. Various VDC level activities were organized to aware the people regarding the importance & benefits of ICS through participatory monitoring.</p> <p>2. Different mediums were used for the information dissemination like wall painting, hoarding boards, local FM radios etc.</p>	5,700,000	2,724,899	Activities being carried out by RRESCs	
Output 2.3	Identify, compile and produce a complete range of appropriate information materials for massive dissemination to the stakeholders	The promoters manual, users manual and informative brochure were developed and printed	500,000	1,658,090		
Output 2.5	Consultative meeting and initiated dialogue with non-formal education	<p>Consultative meeting with relevant stakeholders for inputs on revision for subsidy deliver mechanisms of metal stoves was organised.</p> <p>Meeting with the representatives of GoN's Curriculum Development Centre</p>	500,000	9,255		

Output target	Output result	Budget (NPR)	Expenses (NPR)	Comments (incl. reasons for possible delays)	Proposed action	
Output 3	All development organization have adopted uniform approach in dissemination of biomass technologies					
Output 3.1	Advocacy, Lobbying and Networking for Integration of ICS	MoU signed with Nepal Red Cross Society (NRCS) for adopting implementation modality NRCS supported VDCs	1,000,000	183,881	In-house ongoing activities	
Output 3.2	Improve and update best practices manual, including standard of testing in order to get quality technologies	Continuous activity	600,000	NIL		
Output 4	Identification of other biomass energy solutions					
Output 4.1	Conduct adaptive research and development works and design stove options for high altitudes and tropical areas	<ol style="list-style-type: none"> 1. Fabrication and testing of institutional gasifier and institutional rocket stove 2. Identification of four new MICS models of high hill dissemination 	2,500,000	1,682,218		
Output 4.2	Conduct feasibility studies for other biomass technologies	<ol style="list-style-type: none"> 1. Called EOI for piloting 4 units of Gasification Technology/System for small scale Agro-products Processing Unit 2. Training to Programme Officers and Biomass Energy Engineers on Financing RETs at IIT – Delhi, India 	1,500,000	498,838		

Output target		Output result	Budget (NPR)	Expenses (NPR)	Comments (incl. reasons for possible delays)	Proposed action
Output 4.3	Testing of Biomass Technologies	1. Design and testing of rocket stove made of refractory material at RRESCs.	700,000	454,516		
Output 4.4	IEC Materials-Orient & Demo	1. Updated promoters as well as user's manual 2. Developed Calendar for BS 2067	1,500,000	1,577,468		
Output 4.5	Publicity through Media	1. Prepared English video documentary 2. Design and testing of various types of rocket stoves and metal top plate stoves through regional centre staff and piloting the model.	800,000	14,420		
Output 4.6	Dissemination of Metallic Cook Stoves and metallic top mud stoves for High Hill districts	1. Dissemination of appropriate standard model 2-pot and 3-pot metallic stoves for high hill districts	300,000	201,575		
Output 5	Policy in place for identified biomass energy solutions i.e. especially gasifiers, briquettes, bio fuels and cogeneration					
Output 5.2	Sector Development	1. Call for new designs from existing and new entrepreneurs for identifying additional models of metal stoves	600,000	92,572	In-house ongoing activities	

Output target		Output result	Budget (NPR)	Expenses (NPR)	Comments (incl. reasons for possible delays)	Proposed action
		2. Training for private entrepreneurs for fabrication of metallic stoves 3. Discussion with manufactures for improved demand and shortening process of subsidy delivery				
Output 5.4	Standardization of the quality of different technologies through AEPC/ESAP	Testing of improved metallic stoves at Kathmandu University and field-testing at Baglung.	500,000	NIL	In-house ongoing activities	
Output 6	Awareness among rural people on efficient biomass energy solutions created					
Output 6.1	Development of information materials for biomass technologies	Proposal awarded development of Biomass Status Book	1,000,000	370,241	Expenses also includes outstanding from last year	
Output 6.2	Conduct IEC Impact study	Stock checking of IEC, demand collection, usefulness and efficient use	300,000	28,082	In-house ongoing activities	
Output 7	Commercialize other biomass energy technologies with private sector involvement					
Output 7.1	Identify private companies /organization for involvement in other Biomass energy technologies	1. EOI call for pre-qualification of additional metallic stove manufacturers 2. Orientation to new pre-qualified MICS manufacturers	1,200,000	925,051		

Output target		Output result	Budget (NPR)	Expenses (NPR)	Comments (incl. reasons for possible delays)	Proposed action
Output 8	Documentation of Biomass stoves installed in the next five years in all ecological zones					
Output 8.1	Conduct impact studies	1. Conduction of first and second lot of random sample monitoring for more than one year old installed MICS 2. Conducted central verification monitoring of deviated cases	1,800,000	626,744		
Output 8.2	Support MIS	Improved MIS database for generating random samples for 10% monitoring	500,000	145,513		
GRANT to RRESCs				39,391,211		
Total			81,900,000	93,075,919		
Budget overflow: 14%						

Output target	Output result	Budget (NPR)	Expenses (NPR)	Comments (incl. reasons for possible delays)	Proposed action	
3.2 Solar Energy						
Output 1	Efficient & Effective Service Providers					
Output 1.1	Disseminate information and build awareness	1. 150,000 copies of information booklet printed and distributed. 2. Annual contract is signed with Ujjyalo Network (FM Radio Network) for the year round announcement of PSAs on Solar Energy Component's information. 3. Prepared a documentary on activities of SEC.	6,943,000	790,626	Part of the expenses put in 5.1.	
Output 1.2	Prepare and distribute training Manuals	Printed Manual 200 copies of SE LI manual	250,000	39,000		
Output 1.3	Conduct capacity building activities for service providers and support organization (orientation, training, exposure visit etc) in the sub sector	5 SEL I trainings conducted training 200 technicians.	6,800,000	5,320,696	The SE LII training was not conducted because there was no demand.	
Output 1.4	Conduct reviews survey and other impact study	The study preparation of Solar PV Status 2010 completed.	1,200,000	99,762		

Output target	Output result	Budget (NPR)	Expenses (NPR)	Comments (incl. reasons for possible delays)	Proposed action
Output 2	Improved Quality Assurance Systems				
Output 2.1	Update or revise criteria, mechanisms and standards	Printed NEPQA and QA & M for ESAP II	300,000	26,928	
Output 2.2	Conduct company qualification, performance evaluation, grading, penalty etc	Evaluated 26 PQ companies and qualified 13 news companies.	450,000	68,194	
Output 2.3	Follow up action on RETS test Reports	Reports are received and reviewed.	NIL	NIL	
Output 2.4	Field monitoring of SHS and SSSH	8th round of QA and M round concluded. Ongoing verification of 9th round of QA & M. Carried 10th round of monitoring of 3,425 SHS in 69 trips.	17,300,000	8,705,083	Expenses are coming continuously as the activities ongoing.
Output 3	Inputs to Policy Formulation & Review				
Output 3.1	Provide policy as required	Prepared the modality and delivery mechanism for the dissemination of the Rural community based Solar Drinking Water Projects.	150,000	NIL	In-house ongoing activities
Output 4	Credit Delivery Modalities for Easy Access & Wider Availability				
Output 4.1	Support development of promotion of credit modality and institutional	Supporting ISRES for credit financing of SHS.	200,000	54,308	

Output target		Output result	Budget (NPR)	Expenses (NPR)	Comments (incl. reasons for possible delays)	Proposed action
	arrangement with commercial banks, Local Financial Institution (LFI) & MFIs					
Output 5	Increased Use of SHS and SSHS					
Output 5.1	Administer, appraise and recommend SHS applications to REF.	58,841 SHS and 6,020 SSHS recommended for subsidy.	250,000	1,332,455		
Output 5.2	Developing new modalities and support through Partner Organizations (POs) for SSHS promotion	Target revision is done and discussed and introduced LFIs in SSHS dissemination.	3,600,000		The budget to support DEEU/S did not materialise.	
Output 5.3	Solar Pumping	<ul style="list-style-type: none"> Finalised modality and hired staff in 7 RRESCs. Collection of demand and feasibility study ongoing. 	1,450,000	731,776		
Output 5.4	Conduct reviews survey and other impact study		600,000			
Output 6	Used Battery Management Initiated					
Output 6.1	Conduct feasibility study for establishing battery collection and recycling within the private sector	Task Force is formed in the Ministry of Environment to look the long-term solution for the used lead acid batteries. Drafting of regulation for management of lead acid battery is in the final stage.	4,600,000	1,623,661	The preparation of the Regulations took time so other activities did not happen.	

Output target	Output result	Budget (NPR)	Expenses (NPR)	Comments (incl. reasons for possible delays)	Proposed action
Output 6.2	Conduct awareness and capacity building activities of solar companies and relevant stakeholders for collection of battery.	400,000	101,789		
Output 6.3	Support for developing battery collection mechanism				
Output 6.4	Conduct reviews survey and other impact study	500,000	225,000		
Output 7	Increased Cooperation for Complementarities and Synergies				
Output 7.1	Interact with GOs/NGOs, programmes and projects for increased use of SHS and SSSS	3,550,000	23,755	The plan to celebrate achievement of 200,000 SHS did not happen which has the most of the budget.	
Output 7.2	Support for promotion of productive end-use and linkages	1,400,000	NIL	Budget is booked in capacity building 1.3.	

Output target		Output result	Budget (NPR)	Expenses (NPR)	Comments (incl. reasons for possible delays)	Proposed action
Output 7.3	Conduct reviews survey and other impact study		2,600,000	99,762	Planned budget to participate in international seminar did not take place.	
GRANT to RRESCs				NIL		
Total			59,043,000	19,242,796		
Budget Balance: 67%						

Output target	Output result	Budget (NPR)	Expenses (NPR)	Comments (incl. reasons for possible delays)	Proposed action
3.3 Mini-Grid Rural Electrification					
Output 1	Inputs to various rural energy related policies and their updates.				
Output 1.1	Provide inputs for the updating of various rural energy policies	Subsidy policy and delivery mechanism is in place. Subsidy policy on end-use seed money is in place.	1,500,000	NIL	No cost incurred as the feedback is provided internally.
Output 1.2	Formulate policy for Mini Grid & Grid Connection	Grid-connection of one project in Goti Khel, Lalitpur completed by AEPC	NIL	NIL	This activity is conducted by AEPC where the Component provided necessary supports.
Output 1.3	Advocate for Mini grid and grid connection strategy	Feasibility studies have completed for grid connection in three locations on AEPC budget.	500,000	95,770	-do-
Output 2	Rural electrification activities are integrated into local planning activities.				
Output 2.1	Assist integration of electrification plan on VDC/DDC planning	<ul style="list-style-type: none"> All the MHPs are included in annual DDC plans. DDC coordination meetings held in 30 districts District micro-hydro federation/network formed in Baglung district 	7,000,000	600,808	Costs included in grant to RRESC.

Output target		Output result	Budget (NPR)	Expenses (NPR)	Comments (incl. reasons for possible delays)	Proposed action
Output 2.2	Assist DDC on information dissemination and facilitations for local users	Sufficient demands received. Most of the DDCs are allocating a part of fund in support mini-grid activities.	2,000,000	433,730	-do-	
Output 3	Efficient and competitive service delivery mechanisms.					
Output 3.1	Monitoring project cycle duration annually	<ul style="list-style-type: none"> • Post construction visit to 71 schemes • Regional centres are mobilised to monitor 157 under construction projects • One-year guarantee check completed for 44 projects. 	10,800,000	2,389,934	Costs included in grant to RRESC.	
Output 3.2	Conduct capacity building activities	<ul style="list-style-type: none"> • A total of 119 trainings at field level • Regional Centres conducted orientation training at 4 locations, with PAF. 	11,000,000	4,045,719	-do-	
Output 3.3	Ensure quality assurance of mini-grid implementation	<ul style="list-style-type: none"> • Ensured quality of implemented projects • Monitoring visits conducted for 156 projects • Participated on commissioning of 130 	11,000,000	1,152,056	-do-	

Output target		Output result	Budget (NPR)	Expenses (NPR)	Comments (incl. reasons for possible delays)	Proposed action
		projects <ul style="list-style-type: none"> Update of 3 training manuals. Draft training manuals received for micro hydro operators', micro hydro managers' and pico hydro operation. 				
Output 4	Institutionalized local ownership and use of electricity in rural areas not covered by national grid					
Output 4.1	Conduct social facilitation activities with rural communities	<ul style="list-style-type: none"> Seven Regional Centres covers 54 districts for project facilitations. Public hearing completed for 126 projects 	5,000,000	3,316,616	Costs included in grant to RRESC.	
Output 4.2	Assist in formation of mini grid cooperatives/users group	<ul style="list-style-type: none"> Around 104 communities are already registered. A regional level coordination meeting conducted 	2,000,000	103,083	-do-	
Output 4.3	Coordinate and interact with other programmes at local and national level	DDC/VDC and other organisation have better understanding of the programme approach.	4,000,000	281,360	-do-	
Output 5	Schemes identified, appraised, and forwarded to REF for subsidy approval.					
Output 5.1	Identification of potential schemes	<ul style="list-style-type: none"> New request of 153 projects registered in regional centres 	6,000,000	720,458	Costs included in grant to RRESC.	

Output target		Output result	Budget (NPR)	Expenses (NPR)	Comments (incl. reasons for possible delays)	Proposed action
		<ul style="list-style-type: none"> Regional centres verified 11 projects 				
Output 5.2	Prepare project information documents for identified schemes	Projects' information updated in GIS	400,000	181,067		
Output 5.3	Assist detailed feasibility studies of the schemes	8.2 MW equivalent projects are on feasibility study stage.	10,000,000	5,377,496	Costs included in grant to RRESC.	
Output 5.4	Forward proposals for schemes to REF	8.0 MW equivalent projects are forwarded to TRC and REF.	NIL	839,345		
Output 6	Increased information about rural mini-grid schemes and electricity end-use possibilities					
Output 6.1	Conduct information awareness campaign	<ul style="list-style-type: none"> Printed information sheets Public hearing conducted in 126 projects Guideline for promotion of economic activities developed 	2,000,000	239,404	Costs included in grant to RRESC.	
Output 6.2	Conduct campaign for the promotion of end uses	<ul style="list-style-type: none"> Two end-use trainings conducted at Regional centres, 49 participants (4 female, 32 socially excluded group) 25 end use enterprises established in different MHPs One media documentary 	12,000,000	247,904	-do-	

Output target		Output result	Budget (NPR)	Expenses (NPR)	Comments (incl. reasons for possible delays)	Proposed action	
		prepared at regional centre					
Output 6.3	Carry out technical reviews and impact studies addressing the target issues	<ul style="list-style-type: none"> Impact study of Mini-grid electrification completed Micro-hydro profile prepared at RRESC: DCRDC 	2,000,000	1,290,120			
Output 7-10 correspond to Addendum 1 of ESAP and started from January 1, 2011.							
Output 7	Gender and Social Inclusion (GESI) criteria mainstreamed in mini-grid implementation						
Output 7.1	Conduct GESI audit	GESI audit conducted in 8 locations, 137 participants (32 Female, 44 Socially excluded group)	10,000,000	3,156,082	Contract signed with SNV for the activities related to Output 7, only 10% payment is made in first instalment.		
Output 7.2	Establish GESI database	<ul style="list-style-type: none"> Contract signed with SNV to implement GESI activities GESI officers recruited in 7 Regional Centres 	700,000				
Output 7.3	Prepare input to GESI policy	Contract signed with SNV to implement GESI activities	500,000			28,621	
Output 7.4	Develop AEPC GESI guidelines	Contract signed with SNV to implement GESI activities	1,500,000				

Output target		Output result	Budget (NPR)	Expenses (NPR)	Comments (incl. reasons for possible delays)	Proposed action
Output 7.5	Design/implement capacity building activities for GESI targeted groups	Contract signed with SNV to implement GESI activities	6,300,000			
Output 8	Increased utilisation and economic end-use of electricity					
Output 8.1	Support end-use feasibility studies	End-use subsidy approved for two projects and 5 projects are in pipeline	3,500,000	NIL	Costs included in grant to RRESC.	
Output 8.2	Support end-use business plans	Momentum gained on this activity	3,500,000	NIL		
Output 8.3	Support enterprise establishments		3,500,000	NIL	Activity is started from the second half of the work plan.	
Output 8.4	Prepare information materials		2,000,000	NIL		
Output 9	Professional management and efficient operational practice of implemented mini-grid schemes					
Output 9.1	Training	<ul style="list-style-type: none"> • 2 batches of advanced level operator conducted, 50 participants (26 socially excluded group) • 3 batches of MH managers' training conducted, 78 participants (36 female, 45 socially excluded group) • 2 batches of MH operators' training 	8,000,000	46,675	Training conducted, financial settlement awaited	

Output target		Output result	Budget (NPR)	Expenses (NPR)	Comments (incl. reasons for possible delays)	Proposed action
		<p>conducted, 50 participants (5 female, 33 socially excluded group)</p> <ul style="list-style-type: none"> 2 batches of Pico hydro operators' training conducted, 48 participants (0 female, 30 socially excluded group) 				
Output 9.2	Feasibility studies on repair centres	Pre-feasibility conducted for possible locations for supporting establishment of repair centres	3,000,000	NIL	Planned for next work plan.	
Output 9.3	Support establishment of repair centres		5,000,000	NIL		
Output 9.4	Identify innovative ideas for improving management practices		3,000,000	NIL		
Output 10	Rural livelihoods improved through improved water mill					
Output 10.1	Improve livelihoods of IWM owners and users	<ul style="list-style-type: none"> 174 short shafts and 31 long shaft installed. Baseline survey of 9 districts completed 9 demo units of ghatta management supported 16th issues of IWM newsletter published 	6,500,000	NIL	Contract signed with CRT/N. Financial settlement is awaited for Output 10.	

Output target		Output result	Budget (NPR)	Expenses (NPR)	Comments (incl. reasons for possible delays)	Proposed action
		<ul style="list-style-type: none"> • 10 issues of IWM program related FM broadcasted • 54 IWM monitored 				
Output 10.2	Diversify energy end-use and employment	<ul style="list-style-type: none"> • 10 O&D of long shaft IWM activities completed • 6 IWM electrification (capacity 18 kW, 215 HHs) completed, are under process for subsidy approval • One pilot site for 5 kW IWM kit developed 	6,500,000	NIL		
Output 10.3	Improved capacity of private sector and ghatta owner's association	<ul style="list-style-type: none"> • New staff hired and orientation training provided to them • 15 GOA meeting were supported • District level coordination meetings conducted in 5 districts 	6,500,000	NIL		
GRANT to RRESCs				31,852,264		
Sub-Total			157,200,000	56,042,484		
Budget Balance: 64%						

Output target	Output result	Budget (NPR)	Expenses (NPR)	Comments (incl. reasons for possible delays)	Proposed action
Capital cost					
Field Equipment		1,500,000	130,635		
Furniture and Furnishers		240,000	306,300		
Office Equipment		4,200,000	3,311,560		
Sub-Total		5,940,000	3,748,495		
Recurrent Cost					
Component Staff Expenses		35,000,000	35,415,251		
Administrative & Operational Expenses		9,000,000	8,799,649		
Sub-Total		44,000,000	44,214,900		
Grand Total		1,395,583,000	1,076,814,313		
Total Budget Balance : 23%					

Note: The figures under Expenses heading does not cover the advance, fund balance booked for expenses for the programme activities.

D. Progress to date compared to output targets and budget for the entire programme period

Output target	Output result	Budget ('000 NPR)	Expenses ('000 NPR)	Comments (incl. reasons for possible delays)	Proposed action
1. Institutional Strengthening of Rural Energy Sector					
Output 1	Coherent Rural Energy Policy addressing both on- and off-grid electrification issues, among others				
Output 1.1	Support to prepare a National Rural Energy Development Strategic plan	<ol style="list-style-type: none"> 1. Review of WECS's National Rural Energy Strategy. 2. Input to Three Year Plan of Alternative Energy Sector (2010/11—2012/13) 3. Preparation of 20 Year "Nepal Renewable Energy Perspective Plan" (NREPP) 	2,696	513	
Output 1.2	Review the present policies governing RE	<ol style="list-style-type: none"> 1. Review of Rural Energy Policy, 2006 in view of drafting/adopting the required rules, laws, by-laws, acts etc 2. Draft Regulations for Formation of the Rural (Renewable) Energy Central Coordination Committee (RECCC) 3. Draft Regulations for Formation of the Central Renewable Energy Fund (CREF) 4. Preparation of draft Act on 	2,006	1,698	

Output target		Output result	Budget ('000 NPR)	Expenses ('000 NPR)	Comments (incl. reasons for possible delays)	Proposed action
		Renewable Energy				
Output 1.3	Assist the revision of subsidy policy and integrated credit mechanism	1. Input to Subsidy Arrangement 2009 and Subsidy Delivery Mechanism 2010. 2. Study on Subsidy Rates for Renewable Rural Energy Technologies (RETs) and their Delivery Mechanism.	1,003	NIL	In-house & ongoing activities	
Output 1.4	Periodic policy reviews and recommendations for amendments	Policy recommendation	1,241	NIL	In-house ongoing activities	
Output 1.5	Monitor the implementation of policies and strategies	An internal policy/procedure recommendation	1,923	NIL	In-house ongoing activities	
Output 1.6	Prepare inputs to the five years development plan	Input to Three Year Plan of Alternative Energy Sector (2010/11—2012/13)	1,128	NIL	In-house ongoing activities	
Output 1.7	Cooperate with MoEnv in the preparation of CEAs & SEAs	CEA/SEA Prepared	627	NIL	In-house ongoing activities	
Output 2	An institutional basis with clearly defined roles established with focus on decentralization and the private sector					
Output 2.1	Mapping of institutional roles	A policy recommendation	2,128	1,228	Completed	
Output 2.2	Conduct a sector wide conference and agree on the sector diagram	Consensus on institutional roles	1,003	186	Completed	

Output target		Output result	Budget ('000 NPR)	Expenses ('000 NPR)	Comments (incl. reasons for possible delays)	Proposed action
Output 2.3	Strengthen the coordination by institutionalising a network of institutions	Inputs for strengthening networking	4,577	3		
Output 2.4	Assist local partners to ensure efficient resource utilization through planning exercise	<ol style="list-style-type: none"> 1. Decentralized Energy Management Initiatives at the village level and their follow up activities 2. 7 RRESCs involved in data collection of 7 districts for District Energy Plan 3. Regional training workshops for ER right transfer from MHP communities to DEEU/S, RRESC and MHP user committee chairperson in CDR, EDR, WDR, MWDR and FWDR. 4. "Training on Management Communication Skills" conducted for DEEUs, AEPC, RRESCs and ESAP staff" at Nepalgunj, Biratnagar and Pokhara. Total 80 staff were capacitated through this training. 	14,609	11,950		
Output 2.5	Participate in the Task Forces	Task force consensus	1,508	NIL	Regular activity	

Output target	Output result	Budget ('000 NPR)	Expenses ('000 NPR)	Comments (incl. reasons for possible delays)	Proposed action
Output 3	Sector Wide Approach (SWAp) for rural energy development in place.				
Output 3.1	Ensure transparency in REF administration (ISO Certification)	REF administration is ISO 9001:2008 Certified	4,013	406	
Output 3.2	Promote SWAp for participation by multiple EDPs	<ol style="list-style-type: none"> 1. National level Stakeholders' Consultation Workshop on Feasibility Study on the Possibility of SWAp in R & RE Energy Sector and Identification of Its Indicators 2. Report on feasibility study of Sector Wide Approach (SWAp) in R & RE sector 	2,508	1,069	
Output 3.3	Encourage EDPs to sign on to joint financing agreements for rural energy	<ol style="list-style-type: none"> 1. JFA with Germany/KfW & UK/DFID signed; Germany/KfW, UK/DFID joined ESAP II. 2. Initiating RREP activities. 	1,254	920	In-house ongoing activities
Output 3.4	Strengthen the EDPs' coordination by institutionalising the current thematic group on rural electrification co-chaired by ADB	<ol style="list-style-type: none"> 1. Conducted First EDP Coordination meeting (19 representatives from donors' community) 2. Donor Group Meeting on Energy Sector held on 23 February 2010 in Kathmandu at Embassy of Denmark. 	2,696	NIL	In-house ongoing activities

Output target		Output result	Budget ('000 NPR)	Expenses ('000 NPR)	Comments (incl. reasons for possible delays)	Proposed action
		3. Preparation of Rural Renewable Energy Programme continuation of ESAP II.				
Output 3.5	Follow up on decisions made in the EDPs coordination meetings	1. KfW & DFID joined ESAP. 2. Preparation of Rural Renewable Energy Programme continuation of ESAP II.	1,128	NIL	In-house ongoing activities	
Output 4	An accountable and effective institutional leadership, especially in AEPC with transparent decision-making process for rural energy policy, planning and management					
Output 4.1	Improve the Management practices of AEPC and partner institutions	1. Policies for staff development 2. Information dissemination workshop on RETs in regional level conducted by RRESCs 3. Meetings and workshops	3,379	3,421		
Output 4.2	Organise leadership and management training courses for management in AEPC and partner institutions	1. 12 students are supported with On the Job Training 2. Supported 7 group and 4 individual thesis/research study 3. Various capacity building activities for AEPC/ESAP Staff	2,508	3,568		

Output target		Output result	Budget ('000 NPR)	Expenses ('000 NPR)	Comments (incl. reasons for possible delays)	Proposed action
Output 4.3	Establish a transparent system for dissemination of Management decisions	1. A data bank concept 2. Interaction with banks and insurance companies	2,633	NIL		
Output 4.4	Financial management practices and systems	Accounting Training to related RRESC staff	2,759	21		
Output 4.5	Improve the AEPC Management Information System (MIS) as required	1. Installation of MIS system 2. Renew of MIS system	5,900	90		
Output 4.6	Improved working environment in AEPC through infrastructure improvement and incentive support	1. Streamlined modern office facility 2. Improved working environment in AEPC 3. Incentive Support	28,215	19,832		
Output 5	Conducive working environment in AEPC and partner organizations, including human resource development policy, planning & management					
Output 5.1	Update AEPC SOD plan	1. RE Stakeholder Consultations 2. National Workshop on AEPC SOD Plan 3. Draft AEPC SOD Plan 4. Interaction programme on Draft AEPC SOD Plan 5. Final Draft AEPC SOD Plan	1,755	630		
Output 5.2	Conduct capacity building activities of AEPC and partner institutions	Various capacity building activities for AEPC staff	1,818	543		

Output target		Output result	Budget ('000 NPR)	Expenses ('000 NPR)	Comments (incl. reasons for possible delays)	Proposed action
Output 5.3	Implement the human resource development strategy in AEPC	<ol style="list-style-type: none"> 1. Facilitated all the stages of drafting AEPC SOD Plan 2. Documented training programme 	18,810	NIL	In-house ongoing activities	
Output 5.4	Analyse institutional gender issues and implement gender mainstreaming in AEPC and other partner institutions	<ol style="list-style-type: none"> 1. Awareness of AEPC/ESAP staff on gender issues 2. Inclusion of gender indicators in ESAP's AWP 09/10 in all Components 3. ESAP GESI Action plan prepared 4. Implementation of GESI activities in Mini Grid Component 	2,946	583		
Output 5.5	Conduct capacity building activities of other partner institutions	<ol style="list-style-type: none"> 1. Planning and Coordination training for DEEU's Staff 2. Various training for RRESCs Staff 3. Partner capacity enhanced 	18,810	10,075		
Output 6	Integrated documentations of the sector development and of major changes in the programme (ESAP II) in place					
Output 6.1	Establishment of a network for knowledge sharing and coordination	<ol style="list-style-type: none"> 1. Computer Software contribution 2. Magazine and Regional Newsletters on RETs Contribution 3. Support in drafting "Strengthening the 	3,009	718		

Output target		Output result	Budget ('000 NPR)	Expenses ('000 NPR)	Comments (incl. reasons for possible delays)	Proposed action
		documentation centre at AEPC: Master Plan for AEPC Existing Library” 4. Printing of ESAP Calendar for 2011/12 5. Establishment of RET resource centre at Kavre.				
Output 6.2	Establishment of information services (web-site and resources centre)	1. Updated and redesigned AEPC website 2. Support to Radio Program 3. Internet services and Information flow strengthened 4. ESAP Note books 5. Video documentation of case study and best practices of Kavre region 6. RE demo house at Baglung	5,257	7,598		
Output 6.3	Conduct an annual integrated stocktaking exercise of sector developments and for major changes and conduct impact studies	1. Stocktaking exercise completed 2. Impact study of technologies by respective components	2,016	NIL	In-house ongoing activities	

Output target	Output result	Budget ('000 NPR)	Expenses ('000 NPR)	Comments (incl. reasons for possible delays)	Proposed action
Output 7	Coherency among Rural Grid and Off-grid Electrification (Support for Kailali Kanchanpur Rural Electrification Project, KKREP, Umbrella cooperative)				
Output 7.1	Social Mobilisation-Cooperative (Support for KKREP Umbrella cooperative)	1. Cooperative established and functional 2. Completion of Capacity Building and Institutional Development Support Activity Phase I for KKREP in February 2010. 3. Activity I included various technical trainings, exposure visits, public awareness, demand side management, safety and end-use promotion programs together with training and tools for MIS/GIS, Service Providers and Technical Support Unit (TSU). 4. Completion of KKREP Project	45,645	30,753	
Output 7.2	Conduct capacity building activities with cooperatives		21,277		
Output 7.3	Prepare and disseminate IEC materials		3,724		
Output 7.4	Elaborate and publish guidelines, manuals and planning tools		7,169		
Output 8	Financial Sector Credits Available for Rural Energy Investment				
Output 8.1	Relevant institutions oriented about RETs vis-a-vis credit	Orientation is continuing	13,469	875	Ongoing activity
Output 8.2	Conducting capacity building activities for the financial sector in relation to rural energy investment	Sri Lanka visited for observing how MHPs can be financed	13,393	6,508	MHPs now have been approved loan

Output target		Output result	Budget ('000 NPR)	Expenses ('000 NPR)	Comments (incl. reasons for possible delays)	Proposed action
Output 8.3	Facilitating credit line availability with financial institutions	Facilitation is continuing	5,643	1,811	Ongoing activity	
Output 8.4	Continuation of proved and implemented modalities	4,656 SHS disseminated via credit	3,093	7,434		
Output 9	Financial Sector Credits Available for Rural Energy Investment					
Output 9.1	Accidental Insurance Payment Funds	1000 SHS and 2 MHPs insured	95,039	101		
Output 9.2	Deposit and Credit Guarantee Corporation (DCGC) Premium Payment Fund	Negotiations going on with DCGC on insuring RETs	57,023	NIL	In house activity	
Output 9.3	Support for partner institutions for follow up and monitoring	Various activities going on	57,023	NIL	In house activity	
GRANT to RRESCs				24,071		
Total			468,361	136,605		
Budget Balance: 71%						

Output target	Output result	Budget ('000 NPR)	Expenses ('000 NPR)	Comments (incl. reasons for possible delays)	Proposed action	
2. Rural Energy Fund						
Output 1	Fund raised for support to rural energy investment from national and EDPs					
Output 1.1	Network and coordinate with Government institutions, donors, financial sector and private energy service sector.	1. Pursued relevant institutions, such as NRB, banks 2. NRB issued monetary policy, which included MHP financing under the deprived sector-lending scheme.	5,643	236		
Output 1.2	Promote REF through dissemination of information on REF achievements and modalities.	TV documentary on AEPC/ESAP and its working modalities	5,643	293		
Output 1.3	Raise Fund with donors (grants and credits), financial sector and Government matching contributions	Negotiation with external development partners are going on for fulfilling the funding gap of MH subsidy programme.	2,257	NIL		
Output 2	Financial sector credits available for rural energy investment. (Activity transferred to ISRES)					
Output 3	Fund managed in a transparent and efficient manner					
Output 3.1	Review of Delivery Mechanism	New subsidy delivery mechanism is in place. On-going process.	2,508	202		
Output 3.2	Institutional credit facilitating (Activity transferred to ISRES)					

Output target		Output result	Budget ('000 NPR)	Expenses ('000 NPR)	Comments (incl. reasons for possible delays)	Proposed action
Output 3.3	Monitoring	1. Carried power output and household verification of micro hydro plants 2. Monitoring and review of REF activities under RRESCs	40,191	14,328		
Output 4	Fund optimally channelled by REF for the investment in different rural energy solutions					
Output 4.1	Sound financial appraisal of projects for subsidy approval and for investment by financial institutions.	Financial appraisal of potential micro hydro plants, SHS, SSHS and metallic ICSs are in place.	3,887	NIL		
Output 4.2	Approve applications for grant from the REF support for off-grid electrification		NIL	NIL	In-house ongoing activity	
Output 4.3	Disburse REF grant supports (subsidy)					
Output 4.3.1	SHS-250,000HH	184,416 HHs have installed SHSs in 73 districts. These systems are generating 4.3 MW power in the rural areas.	1,960,469	1,379,687		
Output 4.3.2	Solar Tuki -100,000HH	11,876 HHs of 49 districts have installed SSHSs. 59 kW power generating from these systems.	200,000	23,752	Installer companies reluctant in installation of SSHS due to approval process of the SAFs	

Output target		Output result	Budget ('000 NPR)	Expenses ('000 NPR)	Comments (incl. reasons for possible delays)	Proposed action
Output 4.3.3	MH-150,000HH	Disbursed subsidy for 6,590 kW micro hydro plants.	1,139,241	871,707		
Output 4.3.4	BE-17,000HH	4,844 metallic ICSs in 30 districts have been installed.	70,220	19,376	Similar type of problem as with Solar Tuki (SSHS).	
Output 4.3.5	PV Pumping System - 100Nos.	No system installed yet.	100,000	NIL		
Output 4.3.6	Seed Money for MH Economic End-uses (100 Nos.)	End-use subsidy for 2 micro hydro plants has been provided for installing productive end-uses in the project area.	22,086	500		
Output 4.4	Facilitate the REF Institutional Credit Network and coordinate with Government institutions, donors, financial sector and private energy service sector (Activity transferred to ISRES)					
GRANT to RRESCs				5,951		
Total			3,830,234	2,316,032		
Budget Balance : 40%						

Output target	Output result	Budget ('000 NPR)	Expenses ('000 NPR)	Comments (incl. reasons for possible delays)	Proposed action
3.1 Biomass Energy					
Output 1	Capacity development of district based LPOs', specifically in scaling up of ICS				
Output 1.1	Provide technical inputs to LPOs for biomass technologies including ICS in the mid hill districts	<ol style="list-style-type: none"> 1. Contract agreement made with all RRESC (11 old and 3 new RRESCs) 2. Similarly RRESCs also made contract agreement with respective LPOs (123 LPOs under 13 RRESCs) 3. 933 Orientation and demonstration of ICS technologies conducted in various VDCs 4. Regional Level & District Level Review & Planning Workshop conducted. 	58,389	25,400	
Output 1.2	Provide ToT and other trainings to LPOs for their capacity building	<ol style="list-style-type: none"> 1. 299 new promoter training 2. 29-refresher training and 7 ToT for LPOs organised. 3. 28 promoters association formed and working successfully as LPO and involved as implementing partner to the RRESCS 4. 46 FTCs were trained on IICS construction & Kitchen Management techniques and 	11,712	13,576	

Output target		Output result	Budget ('000 NPR)	Expenses ('000 NPR)	Comments (incl. reasons for possible delays)	Proposed action
		<p>Project Management in the context of biomass energy technology promotion and dissemination.</p> <p>5. BEEs trained on MICS quality monitoring, Stove Performance Testing Protocol, MIS Database and ToT on Kitchen Performance Testing (KPT) using international consultant.</p> <p>6. The exposure visit to Field Technical Coordinators was conducted in the region apart from their working area</p> <p>7. Training to Programme Officers and Biomass Energy Engineers on Financing RETs at IIT – Delhi, India</p>				
Output 1.3	Monitor and supervise LPOs activities and back stop them on time	<p>1. MIS database report is made available regularly.</p> <p>2. Quarterly report submitted by all RRESC.</p> <p>3. Internal staff meeting is being held regularly every Sunday.</p> <p>4. Training on integrated monitoring of biomass and solar technologies</p> <p>5. Quarterly coordination</p>	9,079	7,266		

Output target		Output result	Budget ('000 NPR)	Expenses ('000 NPR)	Comments (incl. reasons for possible delays)	Proposed action
		meeting with LPOs. 6. Participatory monitoring visits in programme districts/VDCs				
Output 1.4	Establish ICS/biomass network	1. Around 700 best promoters were certified 2. Regular support to promoters association is provided 3. Regular promoters meeting for sharing and problem solving on ICS technology 4. 1,252 promoters associated as active member in 28 promoters association.	1,000	10,849		
Output 2	ICS dissemination scaled up and integrated in other rural development programme					
Output 2.1	Ensure integration of inclusion of ICS / Biomass energy programme in DDC periodic plan	1. DEEU/S staff were oriented regarding the best practice guidelines currently used for ICS promotion 2. District Level Information & Awareness Campaign was conducted in 11 districts highlighting the importance of Indoor Air Pollution and Kitchen Management for district officers, schoolteachers, district health related personnel and	3,887	3,446		

Output target		Output result	Budget ('000 NPR)	Expenses ('000 NPR)	Comments (incl. reasons for possible delays)	Proposed action
		<p>other line agencies of the region.</p> <p>3. VDC level Information & Awareness Campaign was conducted highlighting the importance of Indoor Air Pollution & Kitchen Management for VDC secretaries, VDC health related personal, schoolteachers and other line agencies of the region.</p>				
Output 2.2	Awareness for media, key local players, health related organization and medical doctors through orientation demonstration	Information on BETs was disseminated through various local medium	3,260	4,013		
Output 2.3	Identify, compile and produce a complete range of appropriate information materials for massive dissemination to the stakeholders	IEC materials on mud ICS, metallic stoves and institutional ICS were developed.	6,696	1,956		
Output 2.4	Workshop for Donor, INGO, GOs	<p>Four regional workshops to orient about the metallic stoves and subsidy mechanism were conducted</p> <p>Stakeholders' consultation to share revision on subsidy</p>	1,755	248		

Output target		Output result	Budget ('000 NPR)	Expenses ('000 NPR)	Comments (incl. reasons for possible delays)	Proposed action
		delivery mechanism of MICS				
Output 2.5	Consultative meeting and initiated dialogue with non-formal education	Meeting with the representatives of GoN's Curriculum Development Centre	7,323	2,231		
Output 3	All development organization have adopted uniform approach in dissemination of biomass technologies					
Output 3.1	Advocacy, Lobbying and Networking for Integration of ICS	<ol style="list-style-type: none"> 1. District level effort is ongoing continuously. 2. Half day National workshop was organized in AEPC Meeting Hall to reveal the Interim National Standard Stove Performance Testing Protocol 3. 2 Half day National workshop was organized to reveal Results of 1st and 2nd round of IAP study 4. MoU signed with Nepal Red Cross Society (NRCS) for adopting implementation modality NRCS supported VDCs 5. MoU with Kathmandu University for R & D activities and using facility of Biomass Lab 	5,517	600		
Output 3.2	Improve and update best practices manual, including	<ol style="list-style-type: none"> 1. Best practice guideline updated & made available to 	4,514	2,593		

Output target		Output result	Budget ('000 NPR)	Expenses ('000 NPR)	Comments (incl. reasons for possible delays)	Proposed action
	standard of testing in order to get quality technologies	partners for implementation 2. Developed National standard for stove testing protocol 3. ToT training manual for LPO, Promoter and Refresher to Promoter				
Output 4	Identification of other biomass energy solutions					
Output 4.1	Conduct adaptive research and development works and design stove options for high altitudes and tropical areas	1. The adaptive research in other biomass technologies has been initiated with Kathmandu University to identify metallic stoves suitable for high altitudes of Nepal. 2. The adaptive research has been completed with Institute of Engineering (IOE), Pulchowk to identify Tea Drying Unit through biomass gasification 3. Design, develop, and field testing of portable mud rocket with the help of Madhyapur Clay Craft, Thimi Bhaktapur.	12,239	1,933		

Output target		Output result	Budget ('000 NPR)	Expenses ('000 NPR)	Comments (incl. reasons for possible delays)	Proposed action
Output 4.2	Conduct feasibility studies for other biomass technologies	Piloting of Tea Drying Unit through biomass gasification	8,427	812		
Output 4.3	Testing of Biomass Technologies	Piloting of mud as well as metallic rocket stoves were conducted in three districts of Terai Region	16,176	2,558		
Output 4.4	IEC Materials-Orient & Demo	1. Developed calendar for 2065 BS, 2066 BS & 2067 BS 2. Developed posters and different types of flex of metallic stoves	8,151	6,502		
Output 4.5	Publicity through Media	Metallic parts of the IICS were fabricated and piloted through RRESCs in the strategic locations of the respective regions	5,016	46		
Output 4.6	Technology Promotion - Dev Org	Circulated information materials	15,675	272		
Output 5	Policy in place for identified biomass energy solutions i.e. especially gasifiers, briquettes, bio fuels and cogeneration					
Output 5.1	Preparatory phase	Identification of household level gasifier is initiated through AEPC	4,201	NIL		
Output 5.2	Sector Development	33 metallic stoves manufacturing companies are	11,624	116		

Output target	Output result	Budget ('000 NPR)	Expenses ('000 NPR)	Comments (incl. reasons for possible delays)	Proposed action
	pre-qualified. Subsidy delivery mechanism for metallic stoves developed.				
Output 6	Awareness among rural people on efficient biomass energy solutions created				
Output 6.1	Development of information materials for biomass technologies	Proposal called for the development of Biomass Status Book	6,771	3,840	
Output 6.2	Awareness campaign on a range of biomass technologies and training	Mass orientation and Demonstration of biomass technologies at Dhangadi, Kailali targeting 212 load centres of Kailali Kanchanpur rural electrification umbrella organisation	6,646	573	
Output 6.3	Conduct IEC Impact study	Stock checking of IEC, demand collection, usefulness and efficient use started from RRESCs	6,470	NIL	
Output 6.4	Improvise IEC materials	1. Users Manual updated 2. Promoters Manual Updated	8,276	NIL	
Output 7	Commercialize other biomass energy technologies with private sector involvement				
Output 7.1	Identify private companies /organization for involvement in other Biomass energy technologies	Metallic stoves for high altitude area are fabricated by private companies and formed market	5,204	1,626	

Output target	Output result	Budget ('000 NPR)	Expenses ('000 NPR)	Comments (incl. reasons for possible delays)	Proposed action	
Output 8	Documentation of Biomass stoves installed in the next five years in all ecological zones					
Output 8.1	Conduct impact studies	1. Report on Indoor Air Pollution study published on May 2008 2. Report on Health Impact Assessment was conducted along with 2 nd round of IAP study was conducted in the same households of three district of mid hill region published on 2009.	32,315	2,404		
Output 8.2	Support MIS	New MIS database software is developed and installed in centre as well as in regional centres. Biomass Energy's central staffs and BEEs were trained on the usage of the newly developed MIS database software.	16,515	1,344		
GRANT to RRESCs				175,341		
Total			276,845	269,547		
Budget Balance : 3%						

Output target	Output result	Budget ('000 NPR)	Expenses ('000 NPR)	Comments (incl. reasons for possible delays)	Proposed action
3.2 Solar Energy					
Output 1	Efficient & Effective Service Providers				
Output 1.1	Disseminate information and build awareness	<ol style="list-style-type: none"> 400,000 Information booklet (SAF) & posters 135,000 SAF for SSHS prepared and distributed. Public Service Announcements (PSAs) on Solar Energy Component's information and broadcasted from FM radios. Prepared a documentary on activities of SEC. 	3,574	1,447	
Output 1.2	Prepare and distribute training Manuals	<ol style="list-style-type: none"> Revised SE LI and SE LII manuals. Published SE LI (1000 copies) and SE LII (350 copies) training manuals. Designed and printed of 350 copies of manuals for ToT trainings for SE LI and SE LII. Designed and printed 400 copies of manuals for Solar design engineers. 	5,016	738	

Output target		Output result	Budget ('000 NPR)	Expenses ('000 NPR)	Comments (incl. reasons for possible delays)	Proposed action
Output 1.3	Conduct capacity building activities for service providers and support organization (orientation, training, exposure visit etc) in the sub sector	<ol style="list-style-type: none"> 1. 26 SE LI trainings for 850 technicians 2. 8 SE LII trainings for 210 technicians. 3. 5 ToT training for 116 trainers. 4. One-design engineers training in IIT Delhi, India trained 28 engineers. 5. Organization of 6 orientation programs for PQ solar companies. 6. 20 Repair and Maintenance centre technicians trained and supported to establish repair centres in 20 districts. 7. 7 orientation programs for RRESC staff in SE Component's guidelines and field monitoring of SHS. 8. 5 trainings field monitors of pre-qualified consulting firms. 9. Development and two trainings of in QMS and one training on the orientation of GESI for PQ solar companies. 	13,292	19,781		

Output target		Output result	Budget ('000 NPR)	Expenses ('000 NPR)	Comments (incl. reasons for possible delays)	Proposed action
Output 1.4	Conduct reviews, surveys and other impact studies	Prepared solar PV Status 2006, 2010.	1,003	504		.
Output 2	Improved Quality Assurance Systems					
Output 2.1	Update or revise criteria, mechanisms and standards	Revised NEPQA and QA & M for ESAP II	815	83		
Output 2.2	Conduct company qualification, performance evaluation, grading, penalty etc	<ol style="list-style-type: none"> 1. Four rounds of evaluation of PQ companies completed. 2. Four rounds of Pre-qualification of new companies for SHS. 3. Three rounds of requalification of companies for dissemination of SSHS. 	627	382		
Output 2.3	Follow up action on RETS test Reports	Reports are received and reviewed.	NIL	NIL		
Output 2.4	Field monitoring of SHS and SSHS	<ol style="list-style-type: none"> 1. 10th round of QA & M completed for 34,234 SHS. 2. 9th round of QA & M ongoing for 106 trips verification ongoing. 3. Detail technical monitoring by RETS based on the random samples. 4. 8th round of QA & M of 3,036 random samples monitoring in 56 field trips 	86,606	30,913		

Output target		Output result	Budget ('000 NPR)	Expenses ('000 NPR)	Comments (incl. reasons for possible delays)	Proposed action
		<p>for QA & M of 2007/08 installation and settled results.</p> <p>5. General monitoring by RRESC 1625 samples. Detail technical evaluation by RETS 7 trips.</p> <p>6. Detail technical investigation of systems to measure power degradation of the system.</p> <p>7. Conclusion of 6 and 7th round of QA & M.</p> <p>8. Sixth round of Q A and M carried out for 1,128 samples (7.4% of the installation in FY 2006/07) in 36 field trips.</p> <p>9. Task force formed and settled the QA& M results of 3-5 rounds of monitoring</p>				
Output 2.5	Provide backstopping to RETS and CTEVT	Support to RETS for finalization of the Testing and sampling procedure.	3,887	NIL		
Output 2.6	Conduct reviews, surveys and other impact studies	No Activities	1,254	NIL		

Output target	Output result	Budget ('000 NPR)	Expenses ('000 NPR)	Comments (incl. reasons for possible delays)	Proposed action	
Output 3	Inputs to Policy Formulation & Review					
Output 3.1	Provide policy as required	<ol style="list-style-type: none"> 1. Prepared the modality for dissemination of SSHS. 2. Input to revised Subsidy arrangement and Subsidy delivery mechanism. 3. Revised NEPQA and QA & M for ESAP II. 4. Prepared modality for the implementation of Rural Solar Drinking Water Projects (RSDWP). 	1,881	NIL		
Output 4	Credit Delivery Modalities for Easy Access & Wider Availability					
Output 4.1	Support development of promotion of credit modality and institutional arrangement with commercial banks, local FI & MFIs	<ol style="list-style-type: none"> 1. Implemented pilot modality in credit financing of SHS in (40 MFIs) in 14 districts in eastern and western development region together with ISRES. 2. Designed a conceptual framework for piloting credit financing of SHS/SSHs. 	6,019	5,967		
Output 4.2	Concept awareness and capacity building MFIs in consultation with ISRES and REF Components	Various meeting and discussions with banks, solar companies and other stakeholders.	1,881	47		

Output target	Output result	Budget ('000 NPR)	Expenses ('000 NPR)	Comments (incl. reasons for possible delays)	Proposed action
Output 5	Increased Use of SHS and SSHS				
Output 5.1	Administer, appraise and recommend SHS applications to REF	184,558 SHS and 11,876 SSHS recommended for subsidy.	7,386	5,073	
Output 5.2	Developing new modalities and support through POs for SSHS promotion	Delivery modality and technical standard is finalized but PO support is not carried out.	10,107	116	
Output 5.3	Conduct reviews, surveys and other impact studies	No Activities	3,135	1,664	
Output 6	Used Battery Management Initiated				
Output 6.1	Conduct feasibility study for establishing battery collection and recycling within the private sector	<ol style="list-style-type: none"> Carried out a study tour of the task force members formed to recommended long-term solutions to manage lead acid battery in Nepal. TOR is under finalisation to ask proposal from private entrepreneurs to establish used lead acid battery recycling plant in Nepal. 	1,254	2,480	
Output 6.2	Conduct awareness and capacity building activities of solar companies and relevant stakeholders for collection of battery	<ol style="list-style-type: none"> Two stakeholders meeting on the need of regulation for the management of lead acid battery in Nepal. 	11,913	35	

Output target		Output result	Budget ('000 NPR)	Expenses ('000 NPR)	Comments (incl. reasons for possible delays)	Proposed action
Output 6.3	Support for developing battery collection mechanism	Voucher to collect batteries from the remote places is prepared and under implementation.	300	102		
Output 6.4	Conduct reviews, surveys and other impact studies	<ol style="list-style-type: none"> 1. Study carried out by PACE Nepal to prepare Regulation to manage lead acid batteries in Nepal. 2. Assisted KfW mission in accessing the situation of used lead acid batteries in Nepal. 3. Study carried by NESS on the Used Battery Management. 4. Study conducted by Jhyanghee Kharel on the environment pollution by used SHS battery. 	1,254	260		
Output 7	Increased Cooperation for Complementarities and Synergies					
Output 7.1	Interact with GOs/NGOs, programmes and projects for increased use of SHS and SSHS	Consultative meeting is organized with PQ companies and various other organisations.	2,633	137		

Output target		Output result	Budget ('000 NPR)	Expenses ('000 NPR)	Comments (incl. reasons for possible delays)	Proposed action
Output 7.2	Support for promotion of productive end-use and linkages	20 decentralized repair and maintenance stations are established 3 with PV power and 20 more planned.	13,585	1,646		
Output 7.3	Conduct reviews, surveys and other impact studies	<ol style="list-style-type: none"> 1. "Solar PV Status 2010" has been prepared. 2. 'Solar PV Status 2006' has been prepared. 3. Participated in various solar PV conferences and shared information and experiences. 	1,881	378		
GRANT to RRESCs				2,867		
Total			179,305	74,623		
Budget Balance : 58%						

Output target	Output result	Budget ('000 NPR)	Expenses ('000 NPR)	Comments (incl. reasons for possible delays)	Proposed action
3.3 Mini-Grid Rural Electrification					
Output 1	Inputs to various rural energy related policies and their updates.				
Output 1.1	Provide inputs for the updating of various rural energy policies	Subsidy policy and delivery mechanism is in place.	1,144	16	
Output 1.2	Formulate policy for Mini Grid & Grid Connection	Pilot grid connection completed in Goti Khel.	618	46	
Output 1.3	Advocate for Mini grid and grid connection strategy	National level awareness has increased.	3,260	120	
Output 2	Rural electrification activities are integrated into local planning activities.				
Output 2.1	Assist integration of electrification plan on VDC/DDC planning	All the MHPs are included in annual DDC plans.	13,355	1,690	
Output 2.2	Assist DDC on information dissemination and facilitations for local users	Most of the DDCs start providing funds to mini-grid schemes.	4,013	608	
Output 3	Efficient and competitive service delivery mechanisms.				
Output 3.1	Monitoring project cycle duration annually	All the plants visited.	8,866	8,339	
Output 3.2	Conduct capacity building activities	Sector capacity increased (~ 3 MW/year).	38,890	13,075	

Output target		Output result	Budget ('000 NPR)	Expenses ('000 NPR)	Comments (incl. reasons for possible delays)	Proposed action
Output 3.3	Ensure quality assurance of mini-grid implementation	Below 5%, projects are not confirming the quality standard.	15,675	3,857		
Output 4	Institutionalized local ownership and use of electricity in rural areas not covered by national grid					
Output 4.1	Conduct social facilitation activities with rural communities	Seven Regional Centres cover 54 districts, around 100 people mobilised in the field.	18,057	7,732		
Output 4.2	Assist in formation of mini grid cooperatives/users group	More than 300 communities already registered 9(excluding pico 340).	14,202	1,720		
Output 4.3	Coordinate and interact with other programmes at local and national level	All the Regional Centres are invited to participate on DDC/VDC level meetings.	8,011	1,182		
Output 5	Schemes identified, appraised, and forwarded to REF for subsidy approval.					
Output 5.1	Identification of potential schemes	Identification completed in 90% areas in micro-hydro range.	13,733	9,106		
Output 5.2	Prepare project information documents for identified schemes	Projects' information is updated in GIS.	7,439	2,045		
Output 5.3	Assist detailed feasibility studies of the schemes	Detailed feasibility studies completed for around 17 MW equivalent projects and on-going 8.2 MW	26,872	18,256		
Output 5.4	Forward proposals for schemes to REF	REF received around 15 MW equivalent projects.	1,003	1,681		

Output target	Output result	Budget ('000 NPR)	Expenses ('000 NPR)	Comments (incl. reasons for possible delays)	Proposed action
Output 6	Increased information about rural mini-grid schemes and electricity end-use possibilities				
Output 6.1	Conduct information awareness campaign	Overwhelming demand has been received.	6,721	1,947	
Output 6.2	Conduct campaign for the promotion of end uses	SEED money established guidelines ready and requests start receiving for end-use promotion.	12,540	547	
Output 6.3	Carry out technical reviews and impact studies addressing the target issues	Impact study completed.	8,234	1,778	
Output 7	Gender and social inclusion (GESI) criteria mainstreamed in mini-grid implementation				
Output 7.1	Conduct GESI audit	Audit completed, action plan is yet to delivered by SNV	10,000	3,156	
Output 7.2	Establish GESI database	GESI officers recruited in 7 Regional Centres	700		
Output 7.3	Prepare input to GESI policy		500	28	
Output 7.4	Develop AEPC GESI guidelines		1,500	NIL	
Output 7.5	Design/implement capacity building activities for GESI targeted groups	Action plan is waiting.	6,300	NIL	

Output target	Output result	Budget ('000 NPR)	Expenses ('000 NPR)	Comments (incl. reasons for possible delays)	Proposed action
Output 8	Increased utilisation and economic end-use of electricity				
Output 8.1	Support end-use feasibility studies	Guideline delivered and SEED money delivery mechanism established.	3,500	NIL	
Output 8.2	Support end-use business plans	7 requests received, two already received SEED money for enterprise establishment.	3,500	NIL	
Output 8.3	Support enterprise establishments	More demand expected, Regional Centres are mobilised	3,500	NIL	
Output 8.4	Prepare information materials		2,000	NIL	
Output 9	Professional management and efficient operational practice of implemented mini-grid schemes				
Output 9.1	Training	Nine trainings completed, total 226 participants, 60% from socially excluded group and 18% female.	8,000	47	
Output 9.2	Feasibility studies on repair centres	Pre-feasibility conducted for possible locations for supporting establishment of repair centres	3,000	NIL	
Output 9.3	Support establishment of repair centres		5,000	NIL	
Output 9.4	Identify innovative ideas for improving management practices		3,000	NIL	

Output target	Output result	Budget ('000 NPR)	Expenses ('000 NPR)	Comments (incl. reasons for possible delays)	Proposed action
Output 10	Rural livelihoods improved through improved water mill				
Output 10.1	Improve livelihoods of IWM owners and users	205 water mills improved (174 short shaft, 31 long shaft)	6,500	NIL	
Output 10.2	Diversify energy end-use and employment	10 O&D of long shaft IWM activities completed 6 IWM electrification (capacity 18 kW, 215 HHs) completed, are under process for subsidy approval <ul style="list-style-type: none"> One pilot site for 5 kW IWM kit developed 	6,500	NIL	
Output 10.3	Improved capacity of private sector and ghatta owner's association	<ul style="list-style-type: none"> New staff hired and orientation training provided to them 15 GOA meeting were supported District level coordination meetings conducted in 5 districts 	6,500	NIL	
GRANT to RRESCs				80,629	
Sub-Total			272,633	157,254	
Budget Balance: 42%					

Output target	Output result	Budget ('000 NPR)	Expenses ('000 NPR)	Comments (incl. reasons for possible delays)	Proposed action
Capital cost					
AEPC Infrastructure (Building)		31,350	NIL		
Electrical Vehicle	REVA Electric Car	2,006	1,143		
Field Equipment		12,314	3,532		
Furniture and Furnishers		2,758	2,766		
Office Equipment		29,438	18,724		
Sub-Total		77,867	26,165		
Recurrent Cost					
Component Staff Expenses		159,060	113,000		
Administrative Expenses		14,355	4,553		
Operational Expenses		21,495	23,414		
Sub-Total		194,911	140,967		
Grand Total		5,300,156	3,121,193		
Total Budget Balance: 41%					

Note: The figures under Expenses heading does not cover the advance, fund balance booked for expenses for the programme activities.

E. Problems encountered and suggested solutions

1. Institutional Strengthening of Rural Energy Sector Component

Problem: Partner banks concerned about AEPC/ESAP's support after ESAP II completion.

Suggestion: Ensuring continuation of credit financing modality in RREP with focus on pro-poor households.

Problem: Lack of consulting firms able to perform specialised tasks and studies, assessments, and research according to ESAP standards. Increased work volume of in-house human resources.

Suggestion: Where possible conducting peer review by international experts as recommended by JRM 2010 and considering increasing in house resources.

2. Technical Support

2.1 Biomass Energy Component

Problem: Low progress in disseminating MICS due to delays in form processing.

Suggestion: Delivery mechanism revision.

Problem: ICS CDM projects in overlapped districts impact ESAP's ICSs dissemination.

Suggestion: Encourage these projects to join ESAP framework minimizing duplication.

2.2 Solar Energy Component

Problem: Continuous availability of subsidy funds for the SHS.

Suggestion: Government and development partner should be requested to make arrangement for additional funds for subsidy support.

2.3 Mini Grid Rural Electrification Component

Problem: Funds in REF for providing subsidy to new demand is inadequate.

Suggestion: Government and development partner should be requested to make arrangement for additional funds for subsidy support.

F. Critical issues

1. Mini Grid Rural Electrification Component

Additional funds, beside subsidy, to mini-grid development have been disbursed through many channels. There is an increased risk of provision for more funds than needed by the communities, resulting in (i) delayed project commissioning because more time needed to arrange the funds from different sources, (ii) conflict among communities regarding the use of fund, and (iii) increased chances of irregularities in used of fund.

The provision of additional financial support to 13 districts and other remote districts delays project commissioning as there is a search/wait for additional funds from the government.

G. Physical Achievement against Target

Components	Achievement	Target	Remark (Main cause for not achieving the target)
Institutional Strengthening of Rural Energy Sector			
		N/A	No physical target
Rural Energy Fund			
Micro Hydro including IWM Electrification (including conditionally approved MHPs)	44,130 HH 4,628 kW	25,500HH 3,000kW	Projects with 2,397 kW power have been given conditional approval that will serve approx. 22,854 households.
MH Economic End-uses	576 HH 63 kW	0	Economic end-use activity has been initiated to install in the micro hydro project area.
SHS	60,501 HH	50,000HH	Due to fund gap in original subsidy budget, installation process has been slowed down, resulting less progress in this reporting period.
SSHS	6,020 HH	25,000HH	Installer companies reluctant to install SSHS and metallic improved cooking stoves due to approval process of the subsidy application forms and difficulties in obtaining recommendation of forms from local authorities. Revision in subsidy delivery mechanism is ready for approval by the concerned govt. Authority
Biomass Metallic Stoves	3,000 HH	5,000HH	
Solar Water PV Pumping	0	25 systems	Technical operation guidelines and payment modality is ready for approval by the concerned authority.
Technical Support			
Biomass Energy			
Mud Brick ICS	97,215 HHs	110,000HHs	<ul style="list-style-type: none"> • Due to lack of HR and political situation, programme at Terai was only started in September 2010. • High cost of IICS including local and non-local materials. Targeted roadside hotels are of temporary nature and the IICS are of fixed type of stove. • The entire process of dissemination has been late due to the delay in approval of
Institutional ICS (IICS)	176	1,000	
Metal improved stove	3,000 HHs	5,000HHs	

Components	Achievement	Target	Remark (Main cause for not achieving the target)
			subsidy mechanism, subsidy amount, as well as lack of HR in the component and slow process in subsidy form processing before received by ESAP.
Solar Energy			
SHS	58,841 HH	50,000HH	The demand for SHS was high but due to shortage of fund subsidy was stopped from March 2011.
SSHS	6,020 HH	25,000HH	SSHS dissemination is slow due to the price, modality and technical issues on the product.
Mini Grid Rural Electrification			
Preparation/Feasibility Studies	8.2 MW (67,500 HH)	5.5 MW (44,000 HH)	
Conditional Approval including TRC approval	8.0 MW (74,920HH)	5.0 MW (40,000HH)	
Project under construction	3.94 MW (37,357 HH)	4 MW (32,000HH)	
Projects commissioned	2.2 MW (21,737 HH) 319 kW (3,200HH) – partly electrified	3.5 MW (32,000 HH)	72% in capacity, 78% household-wise; Reasons for delayed, (i) delayed by company 10%, (ii) delayed due to fund shortage (reported) 37%, (iii) delayed due to social reasons 6%, (iv) delayed due to natural/road conditions 6%, and (v) on time 43%.

H. Status of outstanding issues and follow-up on decisions made by the Steering Committee (or similar body)

Issue	Decision (incl. timeframe agreed for follow-up)	Responsible	Status on follow-up
None			

Annex 1:

Training programs carried out in this period

1. Institutional Strengthening of Rural Energy Sector

- a. "Public Sector Leadership, Anti-Corruption, Social Partnership for Business Development at Denmark" for AEPC and ESAP staff
- b. "Overall Rural Electrification at Berlin" for Steering Committee Member
- c. Delhi International Renewable Energy Conference (DIREC) 2010 for AEPC Staff
- d. "Asia Pacific Renewable Energy Policy at Seoul" for AEPC staff
- e. "Electricity Regulatory Initiative Seminar at Norway" for ESAP Staff
- f. "Economics and Financing on RET at Delhi" for AEPC Staff
- g. "Managing Information in the Digital Age at Delhi" for AEPC Staff
- h. Study tour for "Rural Electrification at Srilanka" for AEPC, ESAP and Bank Representatives
- i. "Fifth Preparatory Commission and First General Assembly of the International Renewable Energy Agency at Abu Dhabi" for AEPC Staff and Government Representatives
- j. "Sustainable Energy Finance Summer Academy 2011 at Germany" for ESAP Staff
- k. "International Training Workshop on Biogas Technology at China" for AEPC Staff
- l. Regional training workshops for ER right transfer from MHP communities to DEEU/S, RRESC and MHP user committee chairperson in CDR, EDR, WDR, MWDR and FWDR.
- m. "HR MEET 2011, learn from the leaders", one day training workshop for AEPC staff
- n. Web designing training for ESAP staff
- o. "Seven Habits of highly effective people signature program" for AEPC and ESAP staff
- p. "Business Communication" for ESAP staff
- q. "Statistical Package for Social Science (SPSS)" for AEPC staff
- r. "Project Proposal Writing" for ESAP staff
- s. "Participatory Monitoring and Evaluation" for ESAP staff
- t. "GIS and Remote Sensing" for AEPC staff
- u. "Presentation Skills" for ESAP staff
- v. M-Phil study for ESAP Staff
- w. "Certificate in Administrative skills" for ESAP staff
- x. "MS-Exchange Server 2007 Training" for ESAP staff
- y. "Executive MBA" for ESAP staff
- z. "Project Planning and Management through PRIMAVERA" for ESAP staff
- aa. "PhD on Sustainable Energy Development" for AEPC staff
- bb. "Auto CAD" for ESAP staff

- cc. "Training on Management Communication Skills" conducted for DEEU, AEPC, RRESCs and ESAP staff" at Nepalgunj, Biratnagar and Pokhara. Total 80 staff were capacitated through this training.

2. Technical Support

3.1 Biomass Energy

- a. 52 New promoters/stove masters training producing 1399 promoters/stove master Promoters refreshers training
- b. 3 Trainings on Project Management in context of Biomass Energy Support Programme for 45 FTCs Advance training on "Biomass Energy Programme; Promotion and Dissemination" to RRESC staffs
- c. 84 persons trained from 33 MICS manufacturing companies
- d. Training on Financing RETs at IIT – Delhi, India for 11 Biomass Energy Engineers of RRESCs

3.2 Solar Energy

- a. SEL I – 5 nos, trained 200 technicians, 8 days.
- b. Repair and Maintenance- 1 no, trained 20 technicians, 3 weeks.
- c. Workshops in credit financing SHS and SSHS- 2nos, 41 LFIs members, 2 days
- d. Training for QA & M monitors- 1 no, trained 50 technicians, 3 days.
- e. Workshops in ULAB management – 2 nos, 60 stakeholders in each, half day

3.3 Mini Grid Rural Electrification

- a. Micro-Hydro Advanced Operators' Training (2 batches). June 6-12, June 14–20, 2011). Total participants 48 (26 socially excluded).
- b. Micro-Hydro Operators' Training (2 batches). June 27-July 20, Jul 20-Aug 10, 2011. Total participants 50 (5 female, 33 socially excluded).
- c. Micro-Hydro Managers' Training (3 batches). March 30-April 5, June 6- 12, July 6-12, 2011. Participants 78 (36 female, 45 socially excluded).
- d. Pico-Hydro Operators' Training (3 batches). June 14-21, July 14-21, 2011. Participants 78 (36 female, 45 socially excluded).
- e. Economic use of electricity of micro-hydro projects. Feb. 23-25, May 22- 24, 2011. Total participants 49 (4 female, 32 socially excluded).
- f. Gender equity and social inclusion workshop (8 Batches), March 6-7 (2 batch), March 13-14 (2 batch), March 22-23, March 27-28, March 29-30 and April 11-12, 2011, 137 participants (32 female, 44 socially excluded).
- g. Orientation workshop on climate change and gender sensitization in IWM program. June 12-13, 2011. Total 14 participants (5 female).
- h. Other 119 trainings at local level through Regional Centres targeting to the communities.

Annex 2:

Reports and working papers prepared in this period

1. Institutional Strengthening of Rural Energy Sector

- a. Feasibility Study of SWAp in Rural and Renewable Energy sector
- b. Input for Three Year Plan of Alternative Energy Sector (2010/11—2012/13) Draft AEPC SOD Plan
- c. Draft Regulations for Formation of the Rural (Renewable) Energy Central Coordination Committee
- d. Draft Regulations for Formation of the Central Rural Energy Fund
- e. Draft AEPC Strategic and Organizational Development (SOD) Plan
- f. 20 Year “Nepal Renewable Energy Perspective Plan” (NREPP)
- g. Draft Regulations on Renewable Energy Act
- h. Analytical study on Subsidy Rates for Renewable Rural Energy Technologies (RETs) and their Delivery Mechanism
- i. VDC-level energy plans
- j. Quarterly E-Newsletters
- k. Study on Mini Grid, Design and Fabrication of Wind Tunnel for Testing Performance of Wind Turbines
- l. Study on Atomization of *Jatropha curcas* as a cooking fuel in kerosene stoves
- m. Study on Design, fabrication and performance test of electro-mechanical governor for Improved Water Mill-based Electric Power Generation
- n. Study on Development of mini-grid/hybrid power system
- o. Study on Potential and prospect for sustainable cultivation of *Jatropha curcas* in Palpa district, Nepal
- p. Study of performance of blended biodiesel and jatropha oil and their comparison with fuel
- q. Study on Design, Fabrication and Performance Monitoring of Indigenous Low Cost Solar Cooling System
- r. Study on Design, fabrication, field testing and performance evaluation of micro-hydro based electric ginger dryer and its comparative analysis with biomass based drying
- s. Study on Design, Fabrication and testing on Solar Thermal Pasteurization Plant in Industrial Scale for Rainwater Harvested
- t. Study on Appropriateness of sola dryer to mitigate the effect of climate change on Food Security
- u. Study on Existing Design, Testing and Economic Analysis of Suitable Institutionalized ICS in Suburban Markets of Nepal.

2. Technical Support

3.1 Biomass Energy

- a. Report on IICS (Demonstration at Malekhu bazaar)

- b. A report on National Policy Recommendation for Promotion of Biobriquette Technology in Nepal (AEPC funded study)

3.2 Solar Energy

- a. Solar PV Status 2010- compilation of the relevant information of solar PV sector in Nepal.
- b. Draft Regulation for management of lead acid battery in Nepal, draft regulations.
- c. Technical performance of components of SHS-results of degradation of panel capacity with life of PV panel of various brands.
- d. Documentary on SEC activities – Audio/Visual material on solar activities and performance of SHS in field.

3.3 Mini Grid Rural Electrification

- a. Impact study of Mini-grid electrification, conducted by Samuhik Abhiyan.
- b. Updating Micro-hydro Operators' training manual ongoing (draft report received).
- c. Updating Micro-hydro Managers' training manual ongoing (draft report received).
- d. Updating Pico-hydro Operators' training manual ongoing (draft report received)

Annex 3:

Financial Report of Energy Sector Assistance Programme

Programme Budget & Disbursement Overview																
All figures are shown in thousand																
Component Number	Component Description	Program Budget (15 Mar 2007 - 14 Mar 2012) and Disbursement till 30 June 2011														
		Danish Kroner			Norwegian Kroner			Kfw (Euro)			DFID (Sterling Pound)			Government of Nepal (NPR)		
		Danida Budget	Disbursed* from Danida	Balance Danida Budget	Norwegian Budget***	Disbursed* from Norway	Balance Norwegian Budget	KfW Budget	Disbursed* from KfW	Balance KfW Budget	DFID Budget	Disbursed* from DFID	Balance DFID Budget	GoN Budget	Disbursed* from GoN	Balance GoN Budget
1	ISRES Component	28,300	14,871	13,429	0	0	0	0	0	0	0	0	0	0	0	0
2	REF/REI Component	86,700	74,174	12,526	114,943	114,943	0	8,500	3,433	5,067	2,000	2,000	0	554,000	312,187	241,813
3	Technical Supports															
3 1	Biomass Energy	12,270	8,407	3,862	13,057	13,057	0	0	0	0	0	0	0	0	0	0
3 2	Solar Energy	8,129	8,270	(141)	8,651	8,648	2	0	0	0	0	0	0	0	0	0
3 3	Mini Grid	10,101	7,715	2,386	10,749	10,751	(2)	0	0	0	0	0	0	0	0	0
	Chief Adviser**	4,500	3,841	659	0	0	0	0	0	0	0	0	0	0	0	0
	Total in Donors' Currency	150,000	117,278	32,722	147,400	147,400	0	8,500	3,433	5,067	2,000	2,000	0	554,000	312,187	241,813
% of Disbursement of Donor's Commitment		78%			100%			40%			100%			56%		
% of Total Disbursement of in Total Programme Budget		82%														
Figure in NPR: DKK @12.10; NOK@11.75 and Euro@95.00		1,815,000	1,419,065	395,935	1,731,950	1,731,950	0	807,500	326,145	481,355	230,000	230,000	0	554,000	312,187	241,813
Donor's Commitment for Program Budget		35%			34%			16%			5%			11%		
% of Disbursement in Total Budget committed by Donors		29%			35%			7%			5%			6%		
Total Programme Budget in NPR		4,908,450														
* The Figures of Committed Budget released by donor to ESAP Program for Expenses are shown in the Disbursed Figures																
** This figure is based on Led2 circulated by EoD -expense covered upto 30 April 2011 (DW LED2 - Disbursements - Jan-May 2011)																
*** Additional Budget of 22.4 Million NoK provided by Norway for Micro-hydro has also been included in this Budget Figure																

Annex 4:

Summary Sheet of ESAP II Audit Report 2010

J . B . Rajbhandary & DiBins

CHARTERED ACCOUNTANTS

2nd Floor (North Wing), Sherpa Mall, Durbar Marg
P.O. Box: 23725, Kathmandu, Nepal
Tel: (01) 4228352, (01) 4247177
Fax: 977-1-4244971
E-mail: jitendrarb@mos.com.np
E-mail: pdjoshi@mos.com.np

**ENERGY SECTOR ASSISTANCE PROGRAMME (ESAP II)
AUDITOR'S REPORT**

Introduction

We have audited attached Fund Accountability Statement (FAS) of Energy Sector Assistance Programme (ESAP) relating to funds received and expenditures incurred thereof covering the period from 1st January 2010 to 31st December 2010 and its related schedules. The FAS included detailed breakdown of receipt and expenditure of ESAP II and ESAP Basket.

These financial statements are responsibility of ESAP's management and our responsibility is to express an opinion on these financial statements based on our audit.


Scope

Audit was conducted in accordance with Generally Accepted Auditing Standards and Danida Guidelines and these standards require that we plan and perform the audit within the scope of work to obtain reasonable assurance that financial statements are free from material misrepresentation. An audit includes examining, on test basis, evidence supporting amounts and disclosures in financial statements. An audit also includes assessing accounting principles used as well as evaluating overall financial statement presentation. We believe that our audit provides a reasonable basis for our opinion.

- 1 Expenditures included audited grants disbursed to RRESCs of Rs. 36.751 million meant for the financial year 2011 and shown as expenditure in the year 2010. This has the effect of overstating the expenditure.
- 2 We draw attention to the huge balance of cash in bank resulting out of the lesser utilization of fund as against resource mobilized.

Opinion

In our opinion, to the best of our knowledge, according to explanation given to us and subject to above paragraphs, Fund Accountability Statement read with notes to account (schedule-9) thereon present fairly in all material respects, state of affair as of 31st December 2010, programme's receipts & expenditures and cash flow for the period ended on that date.



Jitendra B. Rajbhandary, FCA

Senior Partner

Date:

Place: Kathmandu

6 September 2011

Summary Sheet of REF Audit Report 2010

J . B . Rajbhandary & DiBins

CHARTERED ACCOUNTANTS

2nd Floor (North Wing), Sherpa Mall, Durbar Marg
P.O. Box: 23725, Kathmandu, Nepal
Tel: (01) 4228352, (01) 4247177
Fax: 977-1-4244971
E-mail: jitendrarb@mos.com.np
E-mail: pdjoshi@mos.com.np

RURAL ENERGY FUND (REF) ALTERNATIVE ENERGY PROMOTION CENTRE (AEPC)/ENERGY SECTOR ASSISTANCE PROGRAM (ESAP) AUDITOR'S REPORT

Introduction

We have audited attached Fund Accountability Statement of Energy Sector Assistance program/Renewable Energy Fund relating to fund received and expenditures incurred thereof and cash flow statement covering the period from 1st January 2010 to and including upto 31st December 2010 and its related schedules.

These financial statements are responsibility of ESAP/REF's management and our responsibility is to express an opinion on these financial statements based on our audit.


Scope

Audit was conducted in accordance with Generally Accepted Auditing Standards and the Danida Guidelines and these standards require that we plan and perform the audit within the scope of work to obtain reasonable assurance that financial statements are free from materials misrepresentation. An audit includes examining, on test basis, evidence supporting amounts and disclosures in financial statements. An audit also includes assessing accounting principles used as well as evaluating overall financial statement presentation. We believe that our audit provides a reasonable basis for our opinion.

Opinion

We draw attention to large bank balance remaining to be utilized which is a result of huge fund mobilized as against utilization of fund thereof. The balance is held in bank account and also earning interest income.

In our opinion, to the best of our knowledge and according to explanation given to us, Fund Accountability Statement and cash flow statement read with notes to accounts (schedule-9) thereon and above para, presents fairly in all material respects, state of affair as at 31st December 2010 and REF's receipts & expenditures and cash flow for the period ended on that date.


Prabin D. Joshi, FCA
Partner
Date: 21/12/11
Place: Kathmandu

Annex 5:**List of Mini-Grid Projects****Annex-5.1: Completed Projects**

SN	Project Name	District	kW	HHs Connected	Year of completion
1	Kermi	Humla	5.5	60	2001
2	Parbati Khola	Kavrepalanchowk	20	210	2001
3	Hopthene	Nuwakot	3	32	2001
4	Pangarpu Khola	Sindhupalchowk	16	168	2002
5	Sanim Khola	Myagdi	8	84	2002
6	Dara Khola I	Myagdi	50	525	2002
7	Dara Khola - II	Myagdi	25	282	2002
8	Khoranga Khola	Terhathum	25	263	2002
9	Pandherakot Khola	Pyuthan	16	190	2002
10	Shankti Khola	Achham	20	250	2002
11	Kailash Khola	Achham	16	168	2002
12	Balle Khola	Baitadi	8	84	2002
13	Siradi Khola	Baitadi	10	105	2002
14	Jamari Gad	Baitadi	20	210	2002
15	Surniyagad - II	Baitadi	14	147	2002
16	Chalkatte	Dadeldhura	7	74	2002
17	Kyandi Khola - II	Tanahun	12	126	2002
18	Kyandi Khola - I	Tanahun	15	158	2002
19	Bachchha Khola 1	Parbat	19	200	2002
20	Gaundi Khola	Baglung	24	258	2002
21	Urja Khola	Baglung	26	273	2002
22	Chauri Khola - III	Kavrepalanchowk	22	231	2002
23	Ghatte Khola	Parbat	16	168	2002
24	Handi Khola II	Sindhupalchowk	26	273	2002
25	Mahadev Khola	Dolakha	17	200	2002
26	Jang Khola	Humla	6.4	67	2002
27	Latu	Sindhupalchowk	3	50	2002
28	Gitang Kola	Ilam	3	26	2002
29	Bagwa Khola	Kavrepalanchowk	3	37	2002
30	Samaha Khola	Ilam	1.5	11	2002
31	Mabung Khola	Nuwakot	3	57	2002
32	Chaudi Khola	Gorkha	2	15	2002
33	Dimside Khola	Syangja	2.7	34	2002
34	Tinghare Khola	Gorkha	2	19	2002
35	Madi Khola	Baglung	3	49	2002
36	Bhotang	Sindhupalchowk	2	22	2002
37	Patle	Gorkha	3	32	2002
38	Dhaura Shree	Baglung	3	32	2002
39	Deurali	Baglung	3	32	2002
40	Okhare Khola	Dolakha	2.5	37	2002
41	Chitre Khola	Ilam	1	12	2002

SN	Project Name	District	kW	HHs Connected	Year of completion
42	Simsara	Ilam	3	32	2002
43	Khopikhara	Ilam	2	21	2002
44	Thado Khola	Syangja	1.5	16	2002
45	Aiseluswara	Syangja	1.5	16	2002
46	Dhandbari	Ilam	1	12	2002
47	Karki Gaun	Ilam	1.5	26	2002
48	Chamling Tole	Ilam	2	27	2002
49	Phirphire Domahi	Arghakhanchi	1.5	26	2002
50	Bulung Khani	Dolakha	3	32	2002
51	Kanle	Sindhupalchowk	3	40	2002
52	Bageni Khola	Taplejung	2	21	2002
53	Chilaune	Sindhupalchowk	3	40	2002
54	Bhotang Daybi	Sindhupalchowk	3	33	2002
55	Mate Khola	Udayapur	2	21	2002
56	Bhaldanda	Syangja	0.9	18	2002
57	Sainti Khola	Kaski	44	462	2003
58	Bhainse Khola	Kavrepalanchowk	21	221	2003
59	Barsha Khola	Tanahun	23	242	2003
60	Salpu Khola	Okhaldhunga	13	137	2003
61	Barala Khola	Achham	16	168	2003
62	Chahira Khola	Achham	11	150	2003
63	Salakhu	Nuwakot	12.5	131	2003
64	Chipleti Khola	Baglung	17	179	2003
65	Labdi Khola	Baglung	56	588	2003
66	Bhim Khola (Bhimghat)	Baglung	42	441	2003
67	Mai Khola (Triveni)	Ilam	50	557	2003
68	Bachchha Khola - II	Parbat	10	105	2003
69	Sungure Khola	Kavrepalanchowk	7	80	2003
70	Kamila Khola	Ramechhap	1.5	16	2003
71	Mouri Kuna Khola	Myagdi	2.5	26	2003
72	Dhap Khola	Dhading	3	40	2003
73	Syangba Peeple	Panchthar	3	50	2003
74	Kimni	Bajura	3	75	2003
75	Muldovan Khola	Makwanpur	3	39	2003
76	Manedhara Khola	Dhading	2	21	2003
77	Dhachet Khola	Dhading	3	32	2003
78	Baidang Tole	Panchthar	1.5	17	2003
79	Kalapani	Ilam	3	34	2003
80	Paha Khola	Ilam	2	21	2003
81	Hakartikhola	Makwanpur	3	32	2003
82	Sandi Khola	Gorkha	3	46	2003
83	Kattike	Sindhupalchowk	3	32	2003
84	Chhayang- Chhayange Khola	Kavrepalanchowk	1.5	16	2003
85	Makhmale	Khotang	3	32	2003
86	Chirmalu	Ramechhap	1.5	16	2003

SN	Project Name	District	kW	HHs Connected	Year of completion
87	Chokho Dhara	Taplejung	2	26	2003
88	Khawana Khola	Ilam	3	50	2003
89	Yumti Khola	Chitawan	3	32	2003
90	Asine Khola	Terhathum	2.5	26	2003
91	Asoje	Baglung	2	30	2003
92	Ghorthali Khola	Sindhupalchowk	3	46	2003
93	Lekh Pani	Kavrepalanchowk	2	21	2003
94	Pabidal	Sindhupalchowk	1.4	30	2003
95	Patkari	Ramechhap	1.5	16	2003
96	Rushi Khola	Baglung	6.5	68	2004
97	Surma Khola	Ramechhap	16	168	2004
98	Jhyandi Khola	Sindhupalchowk	20	210	2004
99	Dobhan Khola	Baglung	16	168	2004
100	Dharadi	Syangja	8.5	90	2004
101	Kewai Khani	Baglung	17	179	2004
102	Khani Khola	Kavrepalanchowk	7.5	96	2004
103	Phakding	Solukhumbu	3	20	2004
104	Koramba Khola	Terhathum	3	26	2004
105	Sukel	Makwanpur	1.1	12	2004
106	Leti Khola	Okhaldhunga	3	36	2004
107	Pinguwa Khola	Terhathum	3	21	2004
108	Sim Khola	Lamjung	1	7	2004
109	Purling Khola	Baglung	3	40	2004
110	Kalikamai	Makwanpur	1	16	2004
111	Panchkanya	Makwanpur	3	48	2004
112	Hattikhawa	Taplejung	3	32	2004
113	Hoyangma Khola	Ilam	3	32	2004
114	Besitol	Ramechhap	1	8	2004
115	Dangsedada	Ilam	2	25	2004
116	Trivenidovan	Dhankuta	2.5	31	2004
117	Lamfewa Khola	Ilam	1.5	10	2004
118	Suryamukhi	Baglung	2	16	2004
119	Gupteshwori	Makwanpur	3	44	2004
120	Shivalaya	Kavrepalanchowk	2.5	55	2004
121	Sanjel Gaun	Ilam	1.5	16	2004
122	Khahare Khola	Kavrepalanchowk	3	45	2004
123	Bhogteni	Bhojpur	1.5	9	2004
124	Khani Khola	Ramechhap	1.5	34	2004
125	Triveni Samudayik	Lamjung	3	33	2004
126	Thensa Khola	Sindhupalchowk	3	41	2004
127	Damgade Khola	Baglung	2	31	2004
128	Bidhare Khola	Baglung	2.5	21	2004
129	Aamale Khola	Dhading	3	22	2004
130	Bhutay Khola	Gorkha	3	30	2004
131	Thulo Dhunga	Bhojpur	1.5	12	2004
132	Tarbari	Bhojpur	3	32	2004

SN	Project Name	District	kW	HHs Connected	Year of completion
133	Saptang Khola	Nuwakot	22.5	263	2005
134	Kharel Khola (Kharel Water Turbine & Rural Electrification MHP)	Gulmi	10	180	2005
135	Basa Khola	Solukhumbu	35	368	2005
136	Tiringe Khola	Taplejung	32	336	2005
137	Tap Khola	Khotang	18	189	2005
138	Putpute Khola	Syangja	44	456	2005
139	Marsyangdi Khola	Baglung	17	179	2005
140	Chhuda Chhu	Rasuwa	15	158	2005
141	Lapang Khola	Dhading	45	473	2005
142	Gairikatare Khola	Lamjung	12	170	2005
143	Daram Khola	Gulmi	70	735	2005
144	Palung Khola	Baglung	35	368	2005
145	Haribale Khola	Okhaldhunga	3	30	2005
146	Jaiwa Khola	Taplejung	3	45	2005
147	Jaubari	Ilam	2	21	2005
148	Dovane Kholasi	Ilam	3	32	2005
149	Daha Khola	Baglung	3	30	2005
150	Dudule Khola	Baglung	3	34	2005
151	Ghatte Khola	Kavrepalanchowk	3	59	2005
152	Sana Khola	Kavrepalanchowk	3	30	2005
153	Niyale Khola	Kavrepalanchowk	3	22	2005
154	Sukaura	Makwanpur	3	34	2005
155	Oshya Khola	Lamjung	3	30	2005
156	Bageshori Peltric	Makwanpur	3	45	2005
157	Sisha Khani	Kavrepalanchowk	2	27	2005
158	Inгла Khola	Ilam	3	46	2005
159	Phyang Khola	Kavrepalanchowk	3	46	2005
160	Arje Khola	Myagdi	3	61	2005
161	Olea Khola	Lamjung	1.5	34	2005
162	Kali Khola	Makwanpur	3	81	2005
163	Man Khola	Dhading	3	30	2005
164	Aakle Phant	Dhading	3	31	2005
165	Sandhi Khola	Dhading	3	29	2005
166	Bhaiseseep Khola	Ilam	3	25	2005
167	Sim Kholasi	Ilam	1	12	2005
168	Sim Khola	Sindhupalchowk	3	29	2005
169	Sano Khola	Bhojpur	3	40	2005
170	Khakuwa Khola	Bhojpur	3	40	2005
171	Salewa Khola	Bhojpur	2.75	20	2005
172	Majhuwa Ghatte Khola	Myagdi	3	50	2005
173	Baytini Khola	Dhading	3	40	2005
174	Chhalchhalay	Ramechhap	3	33	2005
175	Gairamane	Ramechhap	2	22	2005

SN	Project Name	District	kW	HHs Connected	Year of completion
176	Bandre Khola	Dolakha	3.5	50	2005
177	Kabrabote	Ilam	1.5	20	2005
178	Sanjel Gaun (B)	Ilam	1	11	2005
179	Sisne Khola	Ilam	3	32	2005
180	Gitta Chaur	Salyan	3	57	2005
181	Hawa Khola	Khotang	3	32	2005
182	Bukeni Khola	Myagdi	3	32	2005
183	Khani Khola	Kavrepalanchowk	6.25	66	2005
184	Roshi Khola	Kavrepalanchowk	16	168	2006
185	Kumpur Rehabilitation	Dhading	22	231	2006
186	Bhuji Khola	Baglung	32	336	2006
187	Bhuji Khola	Baglung	34	357	2006
188	Ghatte Khola III	Gorkha	95	998	2006
189	Naminta	Terhathum	10	110	2006
190	Bhaisi Khola	Baglung	14	175	2006
191	Sangapu	Terhathum	14	147	2006
192	Falameshanghu	Terhathum	17.5	184	2006
193	Chautha Khola	Jumla	7	74	2006
194	Bhichuk MHP	Kaski	11	147	2006
195	Shree Ujjwol	Ilam	3	46	2006
196	Birauta Dhad Khola	Dhading	3.85	40	2006
197	Dhaska Khola	Lalitpur	3	27	2006
198	Dun Dole Khola	Lalitpur	3	30	2006
199	Kalay Swor Khola	Lalitpur	3	28	2006
200	Palaju Khola	Lalitpur	3	21	2006
201	Kubin Dole Khola	Lalitpur	3	25	2006
202	Kalayswor Khola II	Lalitpur	3	25	2006
203	Katun Besi	Lalitpur	3	25	2006
204	Uwa Khola	Sankhuwasaba	3	35	2006
205	Naung Khola	Sankhuwasaba	2.5	20	2006
206	Nerbu Khola	Terhathum	1.5	13	2006
207	Dahal Khola	Ilam	3	32	2006
208	Dewan Danda	Ilam	3	25	2006
209	Kali Khola	Ilam	3	32	2006
210	Thapawati Khola	Makwanpur	3	45	2006
211	Chayathong Khola	Gorkha	3	28	2006
212	Gopini Khola	Ilam	3	40	2006
213	Kakur Dhara Khola	Dhading	3	32	2006
214	Kali Khola	Dhading	1.5	14	2006
215	Thade Khola	Solukhumbu	2	23	2006
216	Bhojam Khola	Solukhumbu	1	10	2006
217	Gairi Khola	Makwanpur	2	31	2006
218	Hamakar Khola	Solukhumbu	1.5	26	2006
219	Patmara Khola	Jumla	12	126	2006
220	Khari Khola	Solukhumbu	44	462	2006
221	Ghatte Khola II	Kaski	25	263	2006

SN	Project Name	District	kW	HHs Connected	Year of completion
222	Fakfok Khola II	Ilam	20	230	2006
223	Ghatta Khola	Achham	3	32	2007
224	Badda Khola	Achham	3	32	2007
225	Ingla Khola II	Ilam	3	30	2007
226	Ghari Khola	Udayapur	3	36	2007
227	Surshing Khola Pico Hydro	Sindhupalchowk	5	95	2007
228	Okhrenei Khola	Sindhupalchowk	4	45	2007
229	Yamchandu Khola	Solukhumbu	4	42	2007
230	Ghatte Khola	Makwanpur	4	39	2007
231	Jhapri Khola	Makwanpur	5	43	2007
232	Chupper Khola	Sindhupalchowk	5	106	2007
233	Pakhure Khola	Sindhuli	4	42	2007
234	Gharti Khola	Dhading	1.5	29	2007
235	Thakaltar Khola	Chitawan	1.5	35	2007
236	Kibu Khola	Dolakha	4	52	2007
237	Okhaldhunga	Palpa	3	70	2007
238	Kukhurejor Khola	Nawalparasi	3	55	2007
239	Dunde Khola	Dhading	1.5	32	2007
240	Mulabari Khola	Dhading	2	40	2007
241	Bhirkatheri	Dhading	1	8	2007
242	Baseni Khola	Palpa	3.5	61	2007
243	Dihitar	Chitawan	4	44	2007
244	Bhitte Khola	Solukhumbu	1	10	2007
245	Torkyuong Khola	Dhading	5	52	2007
246	Sindure Khola	Dolakha	4	42	2007
247	Budhi Khola	Dhading	5	92	2007
248	Sunaulo Khola	Terhathum	2	17	2007
249	Kamare Khola	Terhathum	3	34	2007
250	Pandhera Khola	Palpa	3	53	2007
251	Nat Khola	Palpa	3.2	48	2007
252	Thulakharka	Gulmi	7	81	2007
253	Bokse Khola	Palpa	10.5	135	2007
254	Sota Khola	Gorkha	15.5	148	2007
255	Hundi Khola (Rehabilitation)	Gorkha	21	350	2007
256	Nag Daha Khola	Makwanpur	19.2	165	2007
257	Lapa Khola	Dhading	30	371	2007
258	Panchadhara	Baglung	7	66	2007
259	Samaha Khola	Ilam	7	58	2007
260	Mangmaya Khola	Taplejung	27	280	2007
261	Nankhuwa Khola	Bhojpur	12	100	2007
262	Jyamire Khola	Kavrepalanchowk	10	100	2007
263	Tuni Khola	Dhading	3	30	2008
264	Navjyoti Khola	Ilam	2	18	2008
265	Suketel	Palpa	3	46	2008
266	Dovan Khola	Makwanpur	1.5	30	2008

SN	Project Name	District	kW	HHs Connected	Year of completion
267	Khorang Khola	Makwanpur	3	31	2008
268	Betini Khola	Dhading	3	50	2008
269	Bhitte (Lumle) Khola	Solukhumbu	5	41	2008
270	Fewa Khola	Ilam	3	30	2008
271	Laplappa Khola	Ilam	3	30	2008
272	Kali Khola Baide	Ilam	3	34	2008
273	Khongi Khola	Ilam	5	44	2008
274	Tama Khola	Ilam	2	25	2008
275	Saidu Khola	Lamjung	5	55	2008
276	Kiwa Khola	Khotang	3	28	2008
277	Dharapani	Gulmi	3	23	2008
278	Dhunge Khola	Ilam	3	25	2008
279	Lamfewa Khola	Ilam	2	23	2008
280	Fewa Khola	Ilam	5	41	2008
281	Luiche Khola	Gorkha	4	46	2008
282	Badachur	Gulmi	3	70	2008
283	Sambrak Khola	Taplejung	3	29	2008
284	Khare Khola	Sindhupalchowk	5	70	2008
285	Bhuty Khola	Gorkha	4	49	2008
286	Dovan Dhap Khola	Dhading	3	53	2008
287	Gorangdi Khola	Makwanpur	5	57	2008
288	Chharre Khola	Gorkha	4.1	42	2008
289	Simlay Khola	Dhading	3	29	2008
290	Tinkateri	Ilam	1	9	2008
291	Khahare Khola	Palpa	2.5	32	2008
292	Dhunge Khola	Okhaldhunga	1.5	28	2008
293	Pakhe Khola	Ramechhap	2	20	2008
294	Dhakredamar PHP	Palpa	2.5	26	2008
295	Namuna PHP	Gulmi	1	30	2008
296	Sisne Khola	Dhading	2.5	30	2008
297	Pakari Khola	Palpa	3	44	2008
298	Tuni Khola	Dhading	3	30	2008
299	Pharsa Khola	Baglung	5	45	2008
300	Chakadi PHP	Baglung	3	25	2008
301	Chhahare Khola	Manang	25	215	2008
302	Pokhara Khola	Kavrepalanchowk	16.5	124	2008
303	Kurman Khola	Palpa	10	148	2008
304	Nishi Khola	Baglung	48	419	2008
305	Suthi Khola	Palpa	16	210	2008
306	Sobuwa Khola	Taplejung	35	308	2008
307	Tumia Khola	Taplejung	8	66	2008
308	Chirbang	Baglung	22	210	2008
309	RCG	Baglung	22	220	2008
310	Jhyalla Khola II	Gorkha	28	256	2008
311	G.C. Water Turbine & Rural Electrification	Baglung	8	78	2008
312	Jhiva Khola	Baglung	23	230	2008

SN	Project Name	District	kW	HHs Connected	Year of completion
313	Siwa Khola	Panchthar	18	150	2008
314	Dhuwa Khola II	Ilam	12	100	2008
315	Lambu Khola	Terhathum	26	217	2008
316	Gurumphi Khola	Dolakha	25.7	216	2008
317	Ghatte Khola	Jumla	18	183	2008
318	Hilme Khola	Gorkha	10.8	61	2008
319	Bhyagute Khola	Bajhang	9	145	2008
320	Waksu Khola	Sindhuli	20	200	2008
321	Bahadura Khola	Sindhuli	6.3	50	2008
322	Kaste Khola	Dhading	6	95	2008
323	Baguwa Khola	Dhading	5.4	108	2008
324	Khaire Khola	Lalitpur	11	107	2008
325	Churti Khola	Dhading	3	28	2009
326	Karswong Khola	Dhading	3	30	2009
327	Aaru Khola	Dhading	3	37	2009
328	Varaute Khola	Dhading	3	31	2009
329	Ghatte Khola	Dhading	3	51	2009
330	Bhasme Khola	Dhading	2	36	2009
331	Saplu Khola	Solukhumbu	1.5	16	2009
332	Lamfewa Khola Bala Gaun	Ilam	3	30	2009
333	Tama Khola Maharani Danda	Ilam	4.5	65	2009
334	Aahale Khola	Dhading	2	50	2009
335	Asurani	Dadeldhura	2	20	2009
336	Tungkhung Khola	Khotang	3	44	2009
337	Yampo	Rukum	1	10	2009
338	Kasthe Khola	Dhading	5	74	2009
339	Reuti	Makwanpur	4	61	2009
340	Ujeli Khola	Solukhumbu	2	22	2009
341	Mahavir	Makwanpur	3	45	2009
342	Rachewa Khola	Khotang	4	37	2009
343	Diyang Khola	Palpa	3	31	2009
344	Tilkeni Sathi Gaun	Ilam	1.5	18	2009
345	Chhanga Khola	Solukhumbu	3.5	30	2009
346	Dhapsung Khola	Sindhupalchowk	3	46	2009
347	Lamfewa Khola	Ilam	2	25	2009
348	Chokte Khola	Ramechhap	5	85	2009
349	Ghatte Khola	Kavrepalanchowk	5	48	2009
350	Kihun Khola	Palpa	2.5	23	2009
351	Dilung Khola	Khotang	3	42	2009
352	Satbise	Myagdi	5	60	2009
353	Jyamire	Myagdi	2	17	2009
354	Talamarang Khola	Sindhupalchowk	5	50	2009
355	Chiurepani PHP	Palpa	2	40	2009
356	Budhi Khola	Dhading	5	68	2009

SN	Project Name	District	kW	HHs Connected	Year of completion
357	Odare Samfewa Khola	Terhathum	3	32	2009
358	Kamare Khola	Terhathum	3	29	2009
359	Loguwa Khola	Terhathum	4	32	2009
360	Bhagawati Misrit PHP	Terhathum	3	32	2009
361	Sano Bhandari Khola	Ilam	2	18	2009
362	Dihi Khola	Sindhupalchowk	5	68	2009
363	Cheptu Khola	Dolakha	5	46	2009
364	Jogini Khola	Chitawan	2.5	52	2009
365	Debitar PHP	Chitawan	5	91	2009
366	Sanu Bas Khola	Lalitpur	3	32	2009
367	Glan Khola	Sindhuli	3	43	2009
368	Majuwa Khola	Sindhupalchowk	5	126	2009
369	Sakhardi Khola	Palpa	3	65	2009
370	Taplung Tatha Hupchi Khola	Dolakha	5	60	2009
371	Shree Lipe Khola Khahare	Okhaldhunga	5	130	2009
372	Shirpa Khola	Rolpa	3	30	2009
373	Churti Khola	Dhading	3	28	2009
374	Karswong Khola	Dhading	3	30	2009
375	Aaru Khola	Dhading	3	36	2009
376	Baraha Khola	Baglung	5	70	2009
377	Upallo Bukeni PHP	Myagdi	3	49	2009
378	Thulo Khola	Gulmi	1	28	2009
379	Lorkhu Khola	Ramechhap	5	70	2009
380	Aahale Khola	Kavrepalanchowk	5	67	2009
381	Sanakhu Khola	Okhaldhunga	5	135	2009
382	Todke Jharna PHP	Ilam	5	45	2009
383	Chokte Khola	Kavrepalanchowk	3	33	2009
384	Shalakhop Khola	Ilam	2	32	2009
385	Misor Khola	Sindhupalchowk	3	35	2009
386	Fakfok Khola Dharne Khop	Ilam	3	29	2009
387	Ghatte Khola	Makwanpur	2.5	38	2009
388	Amala Khola	Dhading	5	52	2009
389	Jana Ekata PHP	Myagdi	3	40	2009
390	Ghopte Khola	Baglung	16	188	2009
391	Budhathok	Baglung	60	529	2009
392	Arkhet Khola II	Gorkha	17.5	156	2009
393	Ghatta (e) Khola	Lamjung	25	212	2009
394	Syalkyu Khola	Manang	32	270	2009
395	Ghuwa Khola	Manang	30	255	2009
396	Saha Khola	Gorkha	9	105	2009
397	Nisti Khola	Gulmi	22.5	191	2009
398	Thade Khola	Palpa	8	72	2009
399	Devsat Khola	Nawalparasi	21	225	2009

SN	Project Name	District	kW	HHs Connected	Year of completion
400	Sadh Khola	Nawalparasi	18	156	2009
401	Mulling Khola	Taplejung	16	148	2009
402	Dunde Khola	Okhaldhunga	18.5	215	2009
403	Togo Khola	Lamjung	35	280	2009
404	Khani Khola	Baglung	20	168	2009
405	Gadi Khola	Baglung	22	186	2009
406	Nisdi Khola	Palpa	14	133	2009
407	Daram Khola	Baglung	35	306	2009
408	Patale Khola	Baglung	37	338	2009
409	Siwa Khola (Maluwa)	Panchthar	5.5	90	2009
410	Bata	Jumla	13	140	2009
411	Rini Khola	Jumla	9	120	2009
412	Madane Khola	Dhading	7	183	2009
413	Siddheswor Mahadevsthan Gramin Bidhutikaran Aayojana	Okhaldhunga	2	57	2010
414	Chokte Khola	Ramechhap	3	69	2010
415	Shree Khe-Dapcha Khola	Khotang	1.5	35	2010
416	Roshi Khola IWME	Kavrepalanchowk	2.5	36	2010
417	Dilung Khola II PHP	Khotang	5	65	2010
418	Chadaha Khola	Sindhuli	5	47	2010
419	Hyolmo Lhado Chuldalong Khola	Sindhupalchowk	5	55	2010
420	Thade Khola	Rolpa	4.5	46	2010
421	Charchare Odare PHP	Okhaldhunga	5	150	2010
422	Kothharne Khola	Lamjung	2	20	2010
423	Sanu Puwa Khola	Ilam	4	34	2010
424	Thulo Khola	Achham	5	69	2010
425	Varaute Khola	Dhading	3	31	2010
426	Khahare Khola	Palpa	3	42	2010
427	Gothabang Khola	Rolpa	2	25	2010
428	Lama Khola	Kavrepalanchowk	3.5	37	2010
429	Badare Khola	Kavrepalanchowk	3	57	2010
430	Ritung Khola	Palpa	1	19	2010
431	Kagate Khola	Panchthar	2	24	2010
432	Lamfewa Khola Patigaun PHP	Ilam	5	60	2010
433	Putalikharka PHP	Terhathum	2	17	2010
434	Sandh Khola	Nawalparasi	5	78	2010
435	Mulfanda PHP	Jumla	4	40	2010
436	Lapang Khola	Dhading	3	30	2010
437	Gairipani Khola	Makwanpur	3	41	2010
438	Likhu Khola	Okhaldhunga	5	65	2010
439	Chuni Khola Small PHP	Kavrepalanchowk	1.5	19	2010

SN	Project Name	District	kW	HHs Connected	Year of completion
440	Kokhe Khola	Sindhuli	2	22	2010
441	Chini Khola	Kavrepalanchowk	5	43	2010
442	Janjagriti PH	Ilam	4	39	2010
443	Niradi Khola	Nawalparasi	3	52	2010
444	Kitini Khola	Makwanpur	4	57	2010
445	Jal Kanya Misrit PHP	Terhathum	2	17	2010
446	Bachha PHP	Ilam	3	31	2010
447	Unique PHP	Ilam	3	30	2010
448	Fewa Khola Devithane PHP	Ilam	5	72	2010
449	Nagthan Khola	Solukhumbu	2.5	29	2010
450	Gundruk Khola	Makwanpur	5	75	2010
451	Thulo Khola Tusarne PHP	Myagdi	3	34	2010
452	Shree Mahabharat Lamochhanga Khola	Kavrepalanchowk	3	27	2010
453	Faklumba Khola	Ilam	2	20	2010
454	Siwa Khola Magar Gaun PHP	Terhathum	5	64	2010
455	Badahare Khola	Palpa	3	41	2010
456	Chuwardi khola	Nawalparasi	2.5	366	2010
457	Hattisar MHP (IWM)	Kavrepalanchowk	5	51	2010
458	Bhusinga (Pidulabari) Khola	Okhaldhunga	75	750	2010
459	Pelu Khola	Okhaldhunga	19	210	2010
460	Kisedi Khola	Lamjung	21	208	2010
461	Selele Khola	Okhaldhunga	22	200	2010
462	Badar MHP	Arghakhanchi	8	120	2010
463	Jaya Khola	Taplejung	31	280	2010
464	Khari Khola 1	Udayapur	7.35	72	2010
465	Golang Khola	Rolpa	17	159	2010
466	Kawa Khola	Bhojpur	18	170	2010
467	Bhuji Khola III MHP	Baglung	17	142	2010
468	Nishi Dovan	Baglung	32	280	2010
469	Mawa Khola	Ilam	33	292	2010
470	Sahi Khola	Baglung	40	375	2010
471	Pangraghari Khola	Baglung	12.5	105	2010
472	Manpang Khola	Dhading	17	179	2010
473	Chhote Khola	Gorkha	100	791	2010
474	Garghatee Khola	Humla	26	220	2010
475	Khani Khola Chharini Chhanga	Ramechhap	10	114	2010
476	Koya Khola	Terhathum	56	467	2010
477	Kheste Khola	Dhading	13	119	2010
478	Ghatte Khola	Solukhumbu	8	79	2010
479	Upper Rilugad MHP	Bajhang	30	262	2010
480	Chhatiwan Khola	Palpa	6	100	2010
481	Fakfok Khola III	Ilam	28	280	2010

SN	Project Name	District	kW	HHs Connected	Year of completion
482	Simdi Gad	Bajhang	35	377	2010
483	Nadi Khola	Bajhang	20.5	253	2010
484	Rigai Khola	Rolpa	5.5	127	2010
485	Kanya Khola	Sindhuli	12.5	140	2010
486	Liti (Tametar) Khola	Dhading	15	103	2010
487	Siwai Khola	Kaski	26	229	2010
488	Tolka Khola	Kaski	27	152	2010
489	Doling Khola	Dolakha	37	308	2010
490	Putpute Khola II	Syangja	98	834	2010
491	Sibi Khola	Palpa	6.5	74	2010
492	Tingla Khola	Ramechhap	15	136	2010
493	Jadarigad MHP	Bajhang	21	245	2010
494	Chawa Khola	Taplejung	12	102	2010
495	Shiva Jyoti Khola	Jumla	12.8	125	2010
496	Paiya Khola	Solukhumbu	16	180	2010
497	Sum Khola	Gorkha	20	191	2010
498	Bhuji Khola VI MHP	Baglung	23	196	2010
499	Bans Khola	Baglung	18	204	2010
500	Chane Khola	Kaski	35	250	2010
501	Darkato Khola	Baglung	23	196	2010
502	Beding Khola	Dolakha	22	145	2010
503	Bigu Khola	Ramechhap	15	144	2010
504	Salpu Khola II	Okhaldhunga	18	197	2010
505	Andheri Khola	Gorkha	13	118	2010
506	Pekanas Kholoa	Solukhumbu	15	149	2010
507	Ramche Khola	Solukhumbu	5.3	78	2010
508	Phedi Khola	Okhaldhunga	9	104	2010
509	Thulo Sim Ghatte Khola	Dolakha	21	189	2010
510	Sath khola	Solukhumbu	6.6	85	2010
511	Dhekhum Khola	Khotang	2	38	2010
512	Khahare Khola	Panchthar	2	17	2011
513	Payab Khola	Panchthar	1.5	14	2011
514	Kot Chharne Khola	Lamjung	2.7	23	2011
515	Shajhi Khola	Kavrepalanchowk	4.5	60	2011
516	Bharse Khola	Bhojpur	3	30	2011
517	Kalpabrichhya Thata Kaflechour PHP	Solukhumbu	5	60	2011
518	Kali Khola	Kavrepalanchowk	1.5	32	2011
519	Chipledhunga PHP	Nawalparasi	1	20	2011
520	Rikung Khola	Rolpa	3	40	2011
521	Nantu Khola Community PHP	Rolpa	3	25	2011
522	Chhokla Chharchhare Khola	Bhojpur	3	26	2011
523	Khisisma Khola II	Bhojpur	5	64	2011
524	Benkhuwa Khola	Bhojpur	5	69	2011

SN	Project Name	District	kW	HHs Connected	Year of completion
525	Phedi Khola	Palpa	4.2	93	2011
526	Thakurthan PHP	Kavrepalanchowk	5	60	2011
527	Badap Khola	Sindhuli	3	30	2011
528	Besisahar PHP	Okhaldhunga	4	91	2011
529	Pangang Khola	Sindhupalchowk	3	31	2011
530	Ramkharka Bhakharka PHP	Ilam	3.5	32	2011
531	Kali Khola (IWME)	Makwanpur	4	50	2011
532	Khopikharka Cheukharka PHP	Ilam	3	30	2011
533	Okharbote PHP	Ilam	3	33	2011
534	Fung Khola I	Ilam	3	37	2011
535	Mathillo Khaire Khola	Ilam	2	29	2011
536	Sang Khola	Ilam	3	33	2011
537	Tallo Khaire Khola	Ilam	3	39	2011
538	Dhuldhule Kholi PHP	Ilam	1	12	2011
539	Fewa Khola Danda Gaun PHP	Ilam	2	31	2011
540	Bhut Khola II	Tanahun	5	65	2011
541	Bhamara khola	Palpa	4	100	2011
542	Sarangi Khola	Lamjung	4	45	2011
543	Tamsu Khola Peltric Set	RDSC	4	40	2011
544	Bajari Gad Peltric set	RDSC	4	34	2011
545	Simlek Khola Ramkharka	Ilam	4	30	2011
546	Tama Khola	Ilam	5	45	2011
547	Chitre Khola	Ilam	5	50	2011
548	Lamudhara Tholodhunga Mul PHP	Dhading	5	56	2011
549	Andheri Khola	Dhading	5	58	2011
550	Ghatte Khola	Makwanpur	5	70	2011
551	Sidam Khola	Makwanpur	2.5	25	2011
552	Ghirauli Khola	Nawalparasi	2.5	25	2011
553	Garubadi Khola	Nawalparasi	1.5	30	2011
554	Nyambujung Khola	Nuwakot	3.5	48	2011
555	Shankta Risang	Jajarkot	98	1026	2011
556	Kuru Khola	Bajura	38	378	2011
557	Kut Khola II	Baglung	8	79	2011
558	Lili Khola	Gorkha	35.5	300	2011
559	Mambali Sangbo MHP	Sindhuli	12	112	2011
560	Karamdanda MHP	Kavrepalanchowk	17	179	2011
561	Phulwati Khola	Solukhumbu	42	557	2011
562	Nigale Khola	Dhading	9.5	85	2011
563	Menthuma Khola	Taplejung	10	98	2011

SN	Project Name	District	kW	HHs Connected	Year of completion
564	Hurrigad (Talphi) MHP	Jumla	25.4	216	2011
565	Sung Khola	Okhaldhunga	15	171	2011
566	Firipaiche Khola	Lamjung	50	494	2011
567	Laxuanthadi MHP	Jumla	11	110	2011
568	Kashe Gad MHP	Bajura	50	675	2011
569	Chamrebagar MHP	Bajura	18	130	2011
570	Machherna Khola	Jajarkot	11	127	2011
571	Sandhi khola Kharkha	Gorkha	8	83	2011
572	Bhuji Khola IV MHP	Baglung	26	220	2011
573	Ritha Khola	Baglung	74	620	2011
574	Daram Khola II	Baglung	27	232	2011
575	Kut Khola I	Baglung	17	150	2011
576	Boxi Sarbang Khola	Myagdi	14.5	130	2011
577	Sirpa khola	Jajarkot	31	343	2011
578	Dandakhet Nisti Khola	Gulmi	12.6	145	2011
579	Daduwaqhat Nisti Khola	Gulmi	9	100	2011
580	Bhyagute Nisti Khola	Gulmi	9	137	2011
581	Mandefu Khola	Solukhumbu	5.4	93	2011
582	Mahavir Khahare Khola	Okhaldhunga	8	74	2011
583	Rok Khola	Solukhumbu	70.2	698	2011
584	Sakhar Khola	Sindhuli	14.3	207	2011
585	Deumai Khola	Ilam	25	214	2011
586	Jhyalla Khola	Gorkha	55	514	2011
587	Fakfok Khola IV	Ilam	40	340	2011
588	Nibu Khola	Panchthar	23	200	2011
589	Gumu Khola Vyakure	Dolakha	50	474	2011
590	Khani Khola Maireli II MHP	Ramechhap	13	142	2011
591	Kangwa khola	Bhojpur	55	470	2011
592	Paropakar Cooperative MHP	Gulmi	116	1019	2011
593	Painsi Khola	Lamjung	10	95	2011
594	Korung Khola	Dolakha	30	347	2011
595	Sephaltina MHP	Gulmi	9.5	115	2011
596	Dumja Khola	Ramechhap	18	153	2011
597	Dundhey Khola	Okhaldhunga	16	140	2011
598	Gothi Khola	Humla	50	396	2011
599	Pipe Khola	Jajarkot	14	118	2011
600	Buwa Khola I	Bhojpur	11	103	2011
601	Buwa Khola II	Bhojpur	9	97	2011
602	Yamfewa Khola	Taplejung	36	443	2011
603	Thingthewa Khola	Taplejung	23	209	2011
604	Laxmi Khola	Dhankuta	40	363	2011

SN	Project Name	District	kW	HHs Connected	Year of completion
605	Leguwa Khola	Dhankuta	40	426	2011
606	Kol Khola	Gorkha	8	80	2011
607	Andheri Khola Darauni Dovan	Gorkha	8.2	120	2011
608	Andheri Khola	Gorkha	12	130	2011
609	Sarane Khola	Achham	30	371	2011
610	Tolighatte Khola	Achham	29	272	2011
611	Sunakhani MHP	Bajhang	17	176	2011
612	Chhanga Khola	Sindhuli	16	140	2011
613	Chauri Khola	Dolakha	68.5	685	2011
614	Tawa Khola	Khotang	19	169	2011
615	Lebang Khola	Baglung	29	265	2011
616	Barahathan Khola	Baglung	8	74	2011
617	Chhare Khola	Myagdi	15	132	2011
618	Daunne Khola	Kavrepalanchowk	6.87	74	2011
619	Ghatte Khola	Ramechhap	15	130	2011
620	Dhalachung PHP	Khotang	1.5	30	2011
621	Sindure Khola	Dolakha	2	52	2011
622	Rumda Khola	Okhaldhunga	5	60	2011
623	Simaldanda PHP	Dolakha	5	51	2011
Total			6,791	71,147	

Annex-5.2: On-going Construction

SN	Name of the Project	District	HHs	kW	Expected completion by	Remarks
1	Kasagad MHP	Achham	825	92	Mar-12	
2	Nani Khola	Achham	362	32	Apr-12	
3	Darna MHP	Achham	915	83	May-12	
4	Jijadi Khola MHP	Achham	89	9	Jul-12	Waiting for final approval
5	Khilu Liwase Khola	Arghakhanchi	213	22	Jul-12	
6	Charibang MH	Baglung	485	40	Electrified	Incomplete household connection
7	Bhuji Khola V	Baglung	676	84	Mar-12	
8	Okhreni MHP	Baglung	80	8	Electrified	T&C failed. kW reduced
9	Nishi Khola II	Baglung	913	100	Electrified	T&C failed. kW reduced
10	Barahaghos MHP	Baglung	119	11	Jul-12	
11	Bhusune Khola	Baglung	153	18	Jul-12	
12	Dhorpatan Garpa Khola	Baglung	336	40	Jul-12	
13	Nishi Khola III	Baglung	765	100	Jul-12	
14	Surnayagad MHP	Baitadi	949	90	Jul-12	
15	Talkotigad MHP	Bajhang	627	62	Jul-12	
16	Jeude Gad MHP	Bajhang	276	25	Jul-12	
17	Rilugad MHP	Bajhang	266	22	Jul-12	
18	Chhadivel Khola	Bajhang	132	9	Jul-12	
19	Simdhara MHP	Bajhang	377	40	Jul-12	
20	Telparigad MHP	Bajhang	84	8.5	Jul-12	
21	Dantola MHP	Bajhang	690	60	Jul-12	Waiting for final approval
22	Sunakhani Khola MHP	Bajhang	176	17	Jul-12	Waiting for final approval
23	Khori Gad MHP	Bajhang	199	18	Jul-12	Waiting for final approval
24	Baddi Gad MHP	Bajura	1198	100	Dec-11	
25	Ghatte Khola	Bajura	102	8	Jul-12	Waiting for final approval
26	Buwa Khola I	Bhojpur	103	11	Mar-12	
27	Ekuwa Chisapani Khola	Bhojpur	275	33	Mar-12	
28	Chandeswari (Khunge Khola) MHP	Bhojpur	141	16	Jul-12	Waiting for final approval
29	Dahagad Khola	Dadeldhura	290	25	Jul-12	
30	Naubise Khola	Dhading	326	39	Jul-12	
31	Daringal Khola	Dhading	90	10	Jul-12	
32	Nagara Ghatte Khola	Dolakha	385	40	Jul-12	
33	Chyane Gumu Khola MHP	Dolakha	678	76	Jul-12	
34	Milti Khola II	Dolakha	372	37	Jul-12	

SN	Name of the Project	District	HHs	kW	Expected completion by	Remarks
35	Tatopani	Dolpa	315	34.5	Jul-12	Community not active
36	Ghatte khola	Dolpa	267	30	Jul-12	
37	Kasil Khola	Dolpa	304	25	Jul-12	
38	Singla Khola	Gorkha	175	14.4	Electrified	Power output test failed
39	Bairang	Gorkha	56	4.2	Electrified	Power output test failed
40	Arkhet Khola	Gorkha	358	35	Jul-12	
41	Lunget Khola	Gorkha	218	26	Jul-12	
42	Andheri Khola	Gorkha	130	12	Jul-12	
43	Community Kapre Khola	Gorkha	127	11	Jul-12	
44	Chhahare Khola	Gorkha	220	21.5	Jul-12	
45	Nangkohong Khola MHP	Gorkha	265	26	Jul-12	Waiting for final approval
46	Kukurfalna MHP	Humla	630	100	Electrified	Power output test failed
47	Kanuwa Khola	Ilam	232	21	Jul-12	Waiting for final approval
48	Bada Khola	Jajarkot	75	6.7	Jul-12	
49	Dokhu Khola	Jajarkot	95	9	Jul-12	
50	Fadka Khola	Jajarkot	164	16	Jul-12	
51	Khada Khola	Jajarkot	540	54	Jul-12	
52	Gagra Khola	Jajarkot	749	83	Jul-12	
53	Lahare Khola	Jajarkot	307	24	Jul-12	Waiting for final approval
54	Naumule MHP	Jumla	750	76.5	Jul-12	
55	Ujyalo Samaj Sangta Khola	Jumla	237	24.5	Jul-12	
56	Dochal Gad MHP	Jumla	834	85	Jul-12	
57	Dari Khola	Jumla	247	25	Jul-12	
58	Mallagad MHP	Kalikot	113	11.5	Jul-12	
59	Nagmagad Khola	Kalikot	684	57	Jul-12	
60	Bhartagad MHP	Kalikot	370	50	Jul-12	
61	Dhand Khola	Kalikot	221	18	Jul-12	
62	Damri Khola	Kalikot	250	18.5	Jul-12	
63	Banchu Gad MHP	Kalikot	890	100	Jul-12	Waiting for final approval
64	Bhurgyu Khola	Kaski	289	50	Jul-12	
65	Durlung Khola	Kavrepalanc howk	92	11	Electrified	Power output test failed
66	Khani Khola	Kavrepalanc howk	177	20	Jul-12	
67	Rancha Khola II	Kavrepalanc howk	78	6	Jul-12	
68	Rancha Khola I	Kavrepalanc howk	84	6	Jul-12	
69	Nawa Liding MHP	Khotang	621	70	Jul-12	
70	Sinduredhunga Lining MHP	Khotang	605	70	Jul-12	

SN	Name of the Project	District	HHs	kW	Expected completion by	Remarks
71	Liding Khola	Khotang	785	90	Jul-12	
72	Cherkhe Khola	Khotang	483	50	Jul-12	
73	Swanra Tap Khola	Khotang	255	30	Jul-12	
74	Panchami Chhamawa Comm. Khola	Khotang	317	39	Jul-12	
75	Lumjhu Khola	Khotang	185	19	Jul-12	Waiting for final approval
76	Nokati Tap Khola Communtiy MHP	Khotang	340	40	Jul-12	Waiting for final approval
77	Ghatte Khola	Lalitpur	150	15	Jul-12	Waiting for final approval
78	Lower Kri Khola	Lamjung	57	6	Jul-12	
79	Sandh Khola	Lamjung	190	20	Jul-12	
80	Midim Khola	Lamjung	850	100	Jul-12	
81	Chilli Khola II	Lamjung	104	10	Jul-12	
82	Reuti Khola Segum Tikedhunga MHP	Makwanpur	98	8	Jul-12	
83	Manang Community MHP	Manang	554	100	Jul-12	Waiting for final approval
84	Ingle Khola	Myagdi	260	30	Jul-12	
85	Baudi Khola	Nawalparasi	190	13	Jul-12	
86	Dedgaun MHP (Rehab)	Nawalparasi	200	10	Jul-12	Waiting for final approval
87	Syaure Bhume MHP	Nuwakot	240	23	Jul-12	
88	Dudey Khola	Okhaldhunga	213	9.5	Jul-12	
89	Khisri Khola	Okhaldhunga	158	19	Jul-12	
90	Thulo Khola	Okhaldhunga	474	50	Jul-12	
91	Silkhu Khola Pasaltar MHP	Okhaldhunga	313	30	Jul-12	
92	Thotne Khola	Okhaldhunga	215	23	Jul-12	
93	Phedi Khola	Okhaldhunga	423	43	Jul-12	
94	Jutha Khola	Palpa	234	28	Jul-12	
95	Siba Khola KHA	Panchthar	704	53	Jul-12	
96	Niwa Khola	Panchthar	189	20.5	Jul-12	
97	Mewa Khola	Panchthar	81	9	Jul-12	
98	Chari Khola	Ramechhap	706	80	Jul-12	
99	Foshra Chhanga MHP	Ramechhap	68	8	Jul-12	
100	Milti Khola I	Ramechhap	171	16.5	Jul-12	
101	Baaz Khola	Ramechhap	118	13	Jul-12	
102	Chapka Dui Kholi Dovan	Rolpa	311	31.5	Jul-12	
103	Kunpa Sangura Khola	Rolpa	572	60	Jul-12	Waiting for final approval

SN	Name of the Project	District	HHs	kW	Expected completion by	Remarks
104	Dumai Khola MHP	Rolpa	270	27	Jul-12	Waiting for final approval
105	Kyansi Khola	Rukum	403	61	Jul-12	
106	Chunbang Khola	Rukum	273	22.5	Jul-12	
107	Lukum Khola	Rukum	850	85	Jul-12	
108	Vijay Khola	Salyan	113	10	Electrified	Power output test failed
109	Arubote Khola	Sindhuli	245	25.5	Jul-12	
110	Sokhu Khola	Sindhuli	85	10	Jul-12	
111	Rancha Khola Ganeshthan MHP	Sindhuli	94	10	Jul-12	Waiting for final approval
112	Solu Khola	Solukhumbu	408	50		Land slide at completion
113	Muhan Khola	Solukhumbu	230	14	Electrified	
114	Bhuwa Khola	Solukhumbu	818	88	Jul-12	
115	Jwalamai Loding Khola	Solukhumbu	169	20	Jul-12	
116	Karmi Bhasme Khola	Solukhumbu	109	11.5	Jul-12	
117	Thade Khola	Taplejung	84	10	Jul-12	
118	Hulma Khola	Udayapur	170	23	Electrified	Power output test failed
119	Handi Khola	Udayapur	156	16.7	Electrified	Power output test failed
120	Rakula Khola	Udayapur	250	25	Jul-12	
	Total		40,371	4,244		

Annex-5.3: Conditional Subsidy Approval

S.N	Name of the Project	District	No. of Beneficiaries (HHs)	kW	Expected Completion Date
1	Bhum Khola	Achham	295	34	Dec. 2014
2	Jijadigad Khola	Achham	89	9	Dec. 2014
3	Talagad MHP	Achham	791	62	Dec. 2014
4	Selagad Khola	Achham	155	17	Dec. 2014
5	Dobhan Khola II	Baglung	330	40	Dec. 2014
6	Bagar Khola	Baglung	177	21.2	Dec. 2014
7	Labdi Khola	Baglung	253	26.9	Dec. 2014
8	Dorpatan Garu	Baglung	304	38.5	Dec. 2014
9	Dhorpatan Bhuji	Baglung	555	62.5	Dec. 2014
10	Khibang Khola	Baglung	74	8	Dec. 2014
11	Baya Khola	Baglung	511	50	Dec. 2014
12	Rudra Tal MHP	Baglung	94	10	Dec. 2014
13	Sornaya Gad MHP	Baitadi	881	100	Dec. 2014
14	Gannigad MHP	Baitadi	214	18	Dec. 2014
15	Gannigad MHP	Baitadi	340	30	Dec. 2014
16	Dhauri Gad	Bajhang	178	16	Dec. 2014
17	Sagado Gad	Bajhang	70	9	Dec. 2014
18	Dantola Khola	Bajhang	690	60	Dec. 2014
19	Khori Gad MHP	Bajhang	123	15	Dec. 2014
20	Sunakhani Khola	Bajhang	176	17	Dec. 2014
21	Regam Gad	Bajhang	420	42	Dec. 2014
22	Dhamigad Khola	Bajhang	186	19	Dec. 2014
23	Sahupata Khola	Bajhang	100	9	Dec. 2014
24	Gadaunigad Khola	Bajhang	276	20	Dec. 2014
25	Bhugadi Gad MHP	Bajhang	120	7.5	Dec. 2014
26	Dhauligad II	Bajhang	390	45	Dec. 2014
27	Ghatte Gad MHP	Bajhang	143	18	Dec. 2014
28	Saidhunga MHP	Bajhang	466	45	Dec. 2014
29	Vauranichhada Khola	Bajhang	240	22	Dec. 2014
30	Lachhigad Khola	Bajhang	249	18	Dec. 2014
31	Jeude Gad II MHP	Bajhang	292	27	Dec. 2014
32	Dogade Gad Khola	Bajhang	455	46	Dec. 2014
33	Jebregad Khola III	Bajhang	228	22	Dec. 2014
34	Selagad Khola	Bajhang	270	28	Dec. 2014
35	Dhungri Gad Khola	Bajhang	320	18	Dec. 2014
36	Gurel Jharana Khola	Bajhang	125	7	Dec. 2014
37	Khali Khola	Bajura	471	52	Dec. 2014
38	Dahachal Bajura	Bajura	342	42	Dec. 2014
39	Chuligad	Bajura	267	31	Dec. 2014
40	Simdhara MHP	Bajura	377	40	Dec. 2014
41	Malagad Khola	Bajura	1163	81.5	Dec. 2014
42	Dwari Khola	Bajura	438	42	Dec. 2014
43	Ghatte Khola	Bajura	102	8	Dec. 2014
44	Rauda Gad	Bajura	278	30.5	Dec. 2014
45	Thulagad Khola	Bajura	114	8	Dec. 2014
46	Barjurdag Khola	Bajura	405	40	Dec. 2014
47	Malagad II MHP	Bajura	932	100	Dec. 2014
48	Kawadi Khola	Bajura	888	100	Dec. 2014
49	Juddi Khola	Bajura	1114	100	Dec. 2014

S.N	Name of the Project	District	No. of Beneficiaries (HHs)	kW	Expected Completion Date
50	Irkhua Khola	Bhojpur	560	70	Dec. 2014
51	Khesang Khola	Bhojpur	67	8	Dec. 2014
52	Khunge Khola	Bhojpur	178	16	Dec. 2014
53	Chhamgad Khaniyapata MHP	Dailekh	136	10	Dec. 2014
54	Ghatte Gad II	Darchula	200	23.5	Dec. 2014
55	Ghatte Khola	Darchula	92	10	Dec. 2014
56	Selp Gaad Khola	Darchula	100	11.5	Dec. 2014
57	Ghatte Gaad Khola	Darchula	230	27	Dec. 2014
58	Mele Gaad Khola	Darchula	138	16	Dec. 2014
59	Thaligad Khola	Darchula	488	30	Dec. 2014
60	Kalagad Khola MHP	Darchula	453	50	Dec. 2014
61	Gokulegad MHP	Darchula	555	47	Dec. 2014
62	Hagardi Khola	Dhading	140	16	Dec. 2014
63	Adheri Khola	Dhading	67	8	Dec. 2014
64	Sano Ghatte Khola	Dolakha	220	22	Dec. 2014
65	Lomasa Dhamile Khola	Dolakha	100	32	Dec. 2014
66	Rawa Khola	Dolakha	275	33	Dec. 2014
67	Sisneri Khola	Dolakha	128	9	Dec. 2014
68	Bhadrawati khola II	Dolakha	318	35	Dec. 2014
69	Sorung Khola	Dolakha	864	100	Dec. 2014
70	Chhoekam MHP	Dolpa	127	15	Dec. 2014
71	Kuchche Ghatte Khola	Dolpa	419	50	Dec. 2014
72	Nunegad MHP	Dolpa	439	50	Dec. 2014
73	Khati Khola	Dolpa	792	80	Dec. 2014
74	Khali Chhahara MHP	Dolpa	1008	100	Dec. 2014
75	Kagmara Khola	Dolpa	84	10	Dec. 2014
76	Rola Gad MHP	Dolpa	252	27	Dec. 2014
77	Ankhe Khola	Dolpa	327	51	Dec. 2014
78	Byansi Khola	Dolpa	429	51	Dec. 2014
79	Phedi Khola	Dolpa	140	18	Dec. 2014
80	Melti Khola	Doti	91	12	Dec. 2014
81	Shailigad Khola	Doti	240	23	Dec. 2014
82	Upper Hundi	Gorkha	267	36.1	Dec. 2014
83	Andheri	Gorkha	162	18	Dec. 2014
84	Nanko Hang Khola	Gorkha	265	26	Dec. 2014
85	Khahare Khola	Gorkha	120	12	Dec. 2014
86	Sandi Khola	Gorkha	117	14	Dec. 2014
87	Adhiri Khola I	Gorkha	114	10	Dec. 2014
88	Samdo Khola	Gorkha	80	11	Dec. 2014
89	Ling Khola	Gorkha	136	8	Dec. 2014
90	Tamsyo Khola	Gorkha	105	12	Dec. 2014
91	Baddi Gad MHP	Gulmi	912	100	Dec. 2014
92	Bar Khola	Humla	200	16	Dec. 2014
93	Machhaine Khola	Humla	274	33	Dec. 2014
94	Khar Khola	Humla	550	64	Dec. 2014
95	Yangar MHP	Humla	205	34	Dec. 2014
96	Pankha Koshane MHP	Humla	502	60	Dec. 2014

S.N	Name of the Project	District	No. of Beneficiaries (HHs)	kW	Expected Completion Date
97	Thawa	Ilam	164	22.5	Dec. 2014
98	Phakphok Khola	Ilam	314	40.5	Dec. 2014
99	Thawa Khola Raikar	Ilam	190	20	Dec. 2014
100	Lahare Khola	Jajarkot	164	16.5	Dec. 2014
101	Tilinge Khola	Jajarkot	337	37.5	Dec. 2014
102	Narsing Gad MHP	Jajarkot	150	15	Dec. 2014
103	Anyeri Khola	Jajarkot	260	30	Dec. 2014
104	Sepu Khola	Jajarkot	300	33	Dec. 2014
105	Biurabari MHP	Jajarkot	162	15	Dec. 2014
106	Bhitra Khola	Jajarkot	310	32	Dec. 2014
107	Lum (Dhanchari)	Jumla	180	16	Dec. 2014
108	Veri Khola	Jumla	190	21	Dec. 2014
109	Puneri Khola	Jumla	150	12	Dec. 2014
110	Ruparani Khola	Jumla	175	16	Dec. 2014
111	Ghatte Khola	Jumla	81	8.5	Dec. 2014
112	Santa Khola Dhapkana MHP	Jumla	115	11	Dec. 2014
113	Dhanchaur Pani Mul Khola	Jumla	287	20	Dec. 2014
114	Chhahare	Kalikot	194	25.5	Dec. 2014
115	Ranchuli	Kalikot	190	18	Dec. 2014
116	Banchugad Khola	Kalikot	980	100	Dec. 2014
117	Aaula Khola	Kalikot	852	70	Dec. 2014
118	Bolata Gad MHP	Kalikot	462	36	Dec. 2014
119	Okhargad Ghatte Khola	Kalikot	155	18.5	Dec. 2014
120	Bharta Gad II	Kalikot	244	25	Dec. 2014
121	Narayan Khola	Kavre	115	7.5	Dec. 2014
122	Rancha Khola	Kavre	68	8	Dec. 2014
123	Dhungri Khola	Khotang	277	33	Dec. 2014
124	Tawa Khola III	Khotang	248	15	Dec. 2014
125	Tap Khola II	Khotang	2291	200	Dec. 2014
126	Nokati Tap Khola	Khotang	285	33	Dec. 2014
127	Tap Khola	Khotang	575	69	Dec. 2014
128	Rawa Khola	Khotang	972	100	Dec. 2014
129	Lumjhu Khola	Khotang	185	19	Dec. 2014
130	Betuwa khola	Khotang	82	6.5	Dec. 2014
131	Nakham Khola	Khotang	565	60	Dec. 2014
132	Bhalu	Lalitpur	141	17.5	Dec. 2014
133	Durlung Khola	Lalitpur	133	17.5	Dec. 2014
134	Raksi	Lamjung	169	12.6	Dec. 2014
135	Chhahare Khola I	Lamjung	81	10	Dec. 2014
136	Paise Khola II	Lamjung	105	12	Dec. 2014
137	Reuti Khola	Makawanpur	150	15	Dec. 2014
138	Agra Janamukhi MHP	Makawanpur	195	18	Dec. 2014
139	Agra Khola Kalaganesh	Makawanpur	103	9	Dec. 2014
140	Sankar Khola I	Makawanpur	133	9	Dec. 2014
141	Manang Community MHP	Manang	554	100	Dec. 2014

S.N	Name of the Project	District	No. of Beneficiaries (HHs)	kW	Expected Completion Date
142	Kam Ko Tha Khola	Manang	84	40	Dec. 2014
143	Na Khola	Manang	43	8	Dec. 2014
144	Kot Khola	Mugu	100	8.6	Dec. 2014
145	Dhauri Khola	Mugu	121	15	Dec. 2014
146	Mahadev Khola	Mugu	98	12	Dec. 2014
147	Libru Khola	Mugu	112	12	Dec. 2014
148	Nera Khola	Mugu	546	65	Dec. 2014
149	Raskoti Bada MHP	Mugu	138	12	Dec. 2014
150	Purnagaon	Myagdi	150	15	Dec. 2014
151	Dhoka Khola	Myagdi	127	15	Dec. 2014
152	Dang Khola	Myagdi	250	32	Dec. 2014
153	Khahare Khola	Nawalparasi	80	7	Dec. 2014
154	Ladi Khola	Nawalparasi	123	10	Dec. 2014
155	Ladi Khola I	Nawalparasi	226	27	Dec. 2014
156	Deuchuli Panighat MHP	Nawalparasi	294	28	Dec. 2014
157	Dedgaun Khola REHAB	Nawalparasi	200	10	Dec. 2014
158	Niradi Khola I	Nawalparasi	138	11	Dec. 2014
159	Arung Khola	Nawalparasi	400	32	Dec. 2014
160	Samdi Khola	Nawalparasi	70	7	Dec. 2014
161	Poudh Dovan MHP	Nuwakot	133	8	Dec. 2014
162	Ghyang Khola	Nuwakot	198	15	Dec. 2014
163	Salpu Khola III	Okhaldhunga	178	16	Dec. 2014
164	Dhade Khola	Okhaldhunga	295	35	Dec. 2014
165	Dudhey Khola III	Okhaldhunga	119	9.2	Dec. 2014
166	Chokati Khola	Okhaldhunga	258	31	Dec. 2014
167	Donchhepo MHP	Okhaldhunga	150	10	Dec. 2014
168	Molung Khola III	Okhaldhunga	210	15	Dec. 2014
169	Jero MHP	Okhaldhunga	633	76	Dec. 2014
170	Charnalu Khola	Okhaldhunga	115	12	Dec. 2014
171	Molung Khola Kartike MHP	Okhaldhunga	453	46	Dec. 2014
172	Manglakharka Sisne Phedi Khola	Okhaldhunga	248	26.5	Dec. 2014
173	Shivaduti Multipurpose MHP	Okhaldhunga	907	64	Dec. 2014
174	Juke Dovan Likhu Khola	Okhaldhunga	679	80	Dec. 2014
175	Thulo Khola Jogidaha MHP	Okhaldhunga	497	26	Dec. 2014
176	Patle Chitre Khola	Okhaldhunga	204	15	Dec. 2014
177	Thane	Palpa	60	7	Dec. 2014
178	Maidan	Palpa	69	6.5	Dec. 2014
179	Lungtung Khola	Palpa	118	10	Dec. 2014
180	Jhumsa Khola III	Palpa	353	35	Dec. 2014
181	Jhumsa Khola II	Palpa	249	30	Dec. 2014
182	Arun Khola A	Palpa	285	34	Dec. 2014
183	Baudi Khola	Palpa	157	11	Dec. 2014
184	Niwa Khola II	Panchthar	207	24.2	Dec. 2014
185	Nuwa Khola	Panchthar	107	11	Dec. 2014

S.N	Name of the Project	District	No. of Beneficiaries (HHs)	kW	Expected Completion Date
186	Naya Khola	Panchthar	62	7.5	Dec. 2014
187	Khara Khola	Pyuthan	360	40	Dec. 2014
188	Tikhachuli Khola	Pyuthan	254	17	Dec. 2014
189	Sabra	Ramechhap	265	31	Dec. 2014
190	Andheri Khola	Ramechhap	89	11	Dec. 2014
191	Saletar Khola MHP	Ramechhap	248	27.5	Dec. 2014
192	Khani Khola	Ramechhap	76	7	Dec. 2014
193	Pipaltar Khani	Ramechhap	125	10	Dec. 2014
194	Dovan Khola	Ramechhap	134	16	Dec. 2014
195	Kawase MHP	Ramechhap	121	12	Dec. 2014
196	Tindhara Chihan MHP	Ramechhap	88	8.5	Dec. 2014
197	Batauli Khola	Ramechhap	158	14	Dec. 2014
198	Bhumethan Khola	Ramechhap	89	10	Dec. 2014
199	Ghatte Khola I MHP	Ramechhap	96	9	Dec. 2014
200	Pati Khola	Ramechhap	108	16	Dec. 2014
201	Solen Dolen Bijilang	Rasuwa	173	19	Dec. 2014
202	Chhyaldhyangma	Rasuwa	75	9	Dec. 2014
203	Hakchhyung Khola	Rasuwa	145	17	Dec. 2014
204	Cho Han Khola	Rasuwa	43	50	Dec. 2014
205	Kunpa Sangura Khola	Rolpa	548	65	Dec. 2014
206	Dhalampu Khola	Rolpa	300	30	Dec. 2014
207	Mangra Khola	Rolpa	181	13	Dec. 2014
208	Dumai Khola	Rolpa	270	27	Dec. 2014
209	Upallo Oli Khola	Rolpa	134	10	Dec. 2014
210	Agra Khola	Rolpa	296	14	Dec. 2014
211	Oli Khola	Rolpa	106	8	Dec. 2014
212	Cheuragad MHP	Rolpa	230	15	Dec. 2014
213	Chunmang Khola Pipalbot MHP	Rolpa	270	27	Dec. 2014
214	Khongchang Khola	Rolpa	280	27	Dec. 2014
215	Sangura Khola Saharin MHP	Rolpa	749	60	Dec. 2014
216	Bachhe Khola	Rolpa	138	20	Dec. 2014
217	Ghangarubari Khola	Rolpa	80	6	Dec. 2014
218	Domanai Khola	Rolpa	200	20	Dec. 2014
219	Deurali Chhahara Khola	Rolpa	330	16	Dec. 2014
220	Tamghas Khola	Rolpa	70	7	Dec. 2014
221	Phagam Khola	Rolpa	112	14	Dec. 2014
222	Bajai Khola	Rolpa	127	9	Dec. 2014
223	Veng Khola	Rolpa	190	20	Dec. 2014
224	Jiwai Khola	Rolpa	294	14.5	Dec. 2014
225	Kuje Gar Satlimare Madi Khola	Rolpa	973	92	Dec. 2014
226	Nang Khola	Rolpa	323	35	Dec. 2014
227	Rol Khola	Rukum	346	33	Dec. 2014
228	Tamagar Khola	Rukum	686	81	Dec. 2014
229	Tunbang Khola	Rukum	283	32	Dec. 2014
230	Jharlungkari Khola	Rukum	180	22	Dec. 2014

S.N	Name of the Project	District	No. of Beneficiaries (HHs)	kW	Expected Completion Date
231	Ghunma Khola	Rukum	275	32	Dec. 2014
232	Phedi Khola	Rukum	115	9	Dec. 2014
233	Simli khola	Rukum	291	29	Dec. 2014
234	Kajarjung Khola	Rukum	134	15	Dec. 2014
235	Sakcha Khola I	Rukum	193	15	Dec. 2014
236	Setigar Khola	Rukum	180	18	Dec. 2014
237	Dokhlabang Khola	Rukum	141	17	Dec. 2014
238	Gumrigad Khola	Rukum	268	32	Dec. 2014
239	Khar Khola	Rukum	90	6	Dec. 2014
240	Sisneri Khola	Rukum	81	7	Dec. 2014
241	Khalti Khola	Rukum	295	29	Dec. 2014
242	Muru Khola	Rukum	85	8	Dec. 2014
243	Simrutu Khola	Rukum	241	27	Dec. 2014
244	Jharbang Chancheri Khola	Rukum	207	20	Dec. 2014
245	Ghetma Khola	Rukum	226	28	Dec. 2014
246	Khara Pipalbot MHP	Rukum	170	17	Dec. 2014
247	Muse Khola	Rukum	76	8.2	Dec. 2014
248	Salagar Khola	Rukum	103	11.5	Dec. 2014
249	Dhamile	Sindhuli	197	22	Dec. 2014
250	Rancha Khola Ganeshthan MHP	Sindhuli	94	10	Dec. 2014
251	Rancha Khola I MHP	Sindhuli	84	6	Dec. 2014
252	Jinakhu Khola	Sindhuli	161	14	Dec. 2014
253	Damar Thado Khola	Sindhuli	83	8	Dec. 2014
254	Langdi Dhungre Khola	Sindhuli	139	9	Dec. 2014
255	Marin Haitar Khola	Sindhuli	156	12	Dec. 2014
256	Ghatte Khola	Sindhuli	68	6	Dec. 2014
257	Marin Khola	Sindhuli	73	8	Dec. 2014
258	Waksu Khola II	Sindhuli	424	36	Dec. 2014
259	Serdu	Solu	101	12	Dec. 2014
260	Boldoghatta	Solu	60	7	Dec. 2014
261	Barkhu	Solu	78	6.8	Dec. 2014
262	Korasi Khola	Solu	86	8	Dec. 2014
263	Khahare Khola II	Solu	80	9.5	Dec. 2014
264	Khahere Khola	Solu	80	8	Dec. 2014
265	Ghatte Khola	Solu	102	10	Dec. 2014
266	Upper Rok Khola	Solu	676	79	Dec. 2014
267	Bhudum Khola	Solu	750	75	Dec. 2014
268	Loding Pikey MHP	Solu	152	18.5	Dec. 2014
269	Serdu Khola	Solu	230	25	Dec. 2014
270	Solu Khola	Solu	456	50	Dec. 2014
271	Solu Khola	Solu	1003	100	Dec. 2014
272	Nanglok Khola	Solu	160	17	Dec. 2014
273	Ghatte Khola	Solu	120	10	Dec. 2014
274	Taksindu Ghatte Khola	Solu	224	34	Dec. 2014
275	Upper Junbesi SHP	Solu	935	250	Dec. 2014
276	Khari Khola III	Solu	567	70	Dec. 2014
277	Kunikhop Khola	Solu	105	12.5	Dec. 2014

S.N	Name of the Project	District	No. of Beneficiaries (HHs)	kW	Expected Completion Date
278	Biju Bidyapur Khola	Surkhet	224	22	Dec. 2014
279	Sobuwa Khola II	Taplejung	799	90	Dec. 2014
280	Kabeli Khola	Taplejung	405	47	Dec. 2014
281	Kanwa Khola	Taplejung	245	21	Dec. 2014
282	Sobuwa V Gaire Puchchar MHP	Taplejung	215	26	Dec. 2014
283	Shiva Khola	Taplejung	580	70	Dec. 2014
284	Dhangdhang Khola	Taplejung	177	20	Dec. 2014
285	Rakula Khola	Udayapur	208	25	Dec. 2014
286	Khaking Khola	Udayapur	74	8.5	Dec. 2014
287	Khaking Khola II	Udayapur	91	5.6	Dec. 2014
288	Rakula Khola	Udayapur	149	11	Dec. 2014
289	Baidhyanath Khola I MHP	Udayapur	133	13	Dec. 2014
	Total		79,672	8,349	

Annex - 5.4: Preparation Completed

S.N	Project Name	District	kW	HH	DFS Status
1	Gollie Gad MHP	Achham	9	227	Completed
2	Phulam Khola MHP	Achham	8	73	Completed
3	Puletoli Khola MHP	Achham	33	281	Completed
4	Muja Khola MHP	Achham	10	78	Completed
5	Chaira Khola MHP	Achham	16	205	Completed
6	Tamkot Khola MHP	Achham	14.5	203	Completed
7	Angali Khola MHP	Achham	12	165	Completed
8	Bhimkoti Khola MHP	Achham	9	105	Completed
9	Gulshu Khola MHP	Achham	19	271	Completed
10	Sarane Gad MHP	Achham	31	260	Completed
11	Toli Ghatte Khola MHP 'Kha'	Achham	34	456	Completed
12	Dobre Khola MHP	Achham	7	100	Completed
13	Gandi Gad MHP	Achham	63	777	Completed
14	Angali Khola MHP	Achham	12	170	On going
15	Binayak Khola MHP	Achham	6	84	On going
16	Chalsa Khola MHP	Achham	18	200	On going
17	Chisi Khola MHP	Achham	6	85	On going
18	KuikaKhola MHP	Achham	6	60	Completed
19	Khajabesi Khola MHP	Arghakhachi	8	104	Completed
20	Khar Khola MHP	Arghakhachi	10	101	Completed
21	Ghatta gad MHP	Baitadi	9.84	125	Completed
22	Moveri Gad Khola MHP	Baitadi	8	209	Completed
23	Ghatte Khola MHP	Baitadi	17	175	Completed
24	Rathadi Gad / Danu Gad / Pipal Koti MHP	Baitadi	6	97	Completed
25	Ganni Gad "Ka", Kotpetra MHP	Baitadi	22	380	Completed
26	Rathigad MHP	Baitadi	8.75	79	Completed
27	Kuju Gad MHP	Baitadi	8.34	110	Completed
28	Dig Gad MHP	Baitadi	12	125	Completed
29	Chanchalghat MHP	Baglung	100	918	Completed
30	Tuni Khola MHP	Baglung	48	300	On going
31	Upper Tara Khola MHP	Baglung	500	2200	Completed
32	Codula Dovan MHP	Baglung	15	130	On going
33	Ghatarigad Khola MHP	Bajhang	8	202	Completed
34	Dhureel MHP	Bajhang	18	180	Completed
35	Dhauri Gad MHP	Bajhang	40	390	Completed
36	Darim Gad MHP	Bajhang	35	280	Completed
37	Bayas Gad MHP	Bajhang	17	154	Completed
38	Song Gad MHP	Bajhang	20	200	Completed
39	Ghaterigad MHP	Bajhang	8.7	91	Completed
40	Dhauri Gad I MHP	Bajhang	22	214	Completed
41	Sirpe Khola MHP	Bajhang	7	94	Completed
42	Rithali Khola MHP	Bajhang	24	207	Completed

S.N	Project Name	District	kW	HH	DFS Status
43	Gandaki Gad MHP	Bajhang	67.5	961	Completed
44	Kalapani Gad MHP	Bajhang	28	449	Completed
45	Chuwaban Khola MHP	Bajhang	15	309	Completed
46	Tilad Gad MHP	Bajhang	7	117	Completed
47	Gorkhali Gad Gadraya MHP	Bajhang	9.5	123	Completed
48	Baulibichhada Gad MHP	Bajhang	36	300	On going
49	Bauli Gad MHP	Bajhang	150	1200	On going
50	Bhuka Khola MHP	Bajura	100	1120	Completed
51	Tusari Gad MHP	Bajura	33	296	Completed
52	Tusari Gad MHP	Bajura	33	296	Completed
53	Managad MHP	Bajura	41	327	Completed
54	Kordi Gad MHP	Bajura	52	521	Completed
55	Dahakoti Khola MHP	Bajura	10	125	Completed
56	Kasagad I MHP	Bajura	45	399	Completed
57	Ghattegad MHP	Bajura	20	212	Completed
58	Kachali Gad MHP	Bajura	5.5	70	Completed
59	Barjugad Khola II MHP	Bajura	30	302	Completed
60	Madi Khola-II MHP	Bajura	17	237	Completed
61	Khaptad MHP (Samaijigad/ Dhaulchhada)	Bajura	46	390	Completed
62	Godasaini- MHP	Bajura	7	80	On going
63	Managad MHP	Bajura	41	327	Completed
64	Kangwakhola II MHP	Bhojpur	6	92	Completed
65	Chamghat Khola Dandasoru MHP, Kashakad,	Dailekh	9	165	Completed
66	Gothi Khola MHP	Dailekh	6	134	Completed
67	Chauratha MHP	Dailekh	6	122	Completed
68	Ramghat Panchakosi MHP	Dailekh	13	152	Completed
69	Ramghat Matela MHP	Dailekh	21	272	Completed
70	Chamgad khola Kusapani	Dailekh	23	215	Completed
71	Nijang Gad MHP	Darchula	27	265	Completed
72	Riting Gad MHP	Darchula	54	535	Completed
73	Nau Gad MHP	Darchula	8	75	Completed
74	Basedi Khola MHP	Darchula	30	504	Completed
75	Khadatola Khola MHP	Darchula	8	160	Completed
76	Khuna Khola MHP	Darchula	9	199	Completed
77	Sanni Khola MHP	Darchula	15	315	Completed
78	Ojigad Khola MHP	Darchula	7	101	Completed
79	Oshil Khola MHP	Darchula	39	523	Completed
80	Dhadepuja Khola MHP	Darchula	13.5	139	Completed
81	Kukuregad Khola, MHP	Darchula	25	540	On going
82	Selichama Khola MHP	Darchula	26.1	335	On going
83	Selichama Barpali Khola MHP	Darchula	10.3	85	On going
84	Daringal khola I MHP	Dhading	18	217	Completed

S.N	Project Name	District	kW	HH	DFS Status
85	Dunde khola MHP	Dhading	60	582	Completed
86	Chopta khola MHP	Dhading	40	340	Completed
87	Bhumla khola MHP	Dhading	42	350	Completed
88	Aafal Khola MHP	Dhading	100	1150	Completed
89	Tipling Khola MHP	Dhading	42	460	On going
90	Kholpi khola MHP	Dhading	100	833	On going
91	Kintang khola MHP	Dhading	10	104	On going
92	Daringal khola II MHP	Dhading	17	170	On going
93	Ganga Jamuna khola MHP	Dhading	12	100	On going
94	Pryamjyab khola MHP	Dhading	40	400	On going
95	Daringal khola III MHP	Dhading	16	160	On going
96	Lisne khola MHP	Dhading	70	700	On going
97	Bhadrawati Khola II MHP	Dolakha	58	496	Completed
98	Raha Khola MHP	Dolpa	25	210	Completed
99	Phoksundo Khola MHP	Dolpa	20	110	Completed
100	Selaripatali MHP	Doti	14	121	Completed
101	FalutiGad Khola MHP	Doti	21	211	Completed
102	Kalagad MHP	Doti	14	121	Completed
103	Fulautigad MHP	Doti	21	211	Completed
104	Gandi Gad MHP	Doti	50	415	Completed
105	Jawalavan Khola MHP	Doti	12	199	Completed
106	Chaur Khola MHP	Doti	16	244	Completed
107	Barpani Khola MHP	Doti	11.5	183	Completed
108	Biregada Khola MHP	Doti	15	228	Completed
109	Donale Gad MHP	Doti	13.5	212	Completed
110	Gadseri Gad MHP	Doti	30	456	Completed
111	Kapadi Gad MHP	Doti	9	87	Completed
112	Tunda Gad MHP	Doti	74	713	On going
113	Chheda Gad MHP	Doti	7	93	On going
114	Saili Gad MHP	Doti	38	285	On going
115	Jolavan Khola MHP	Doti	12	199	Completed
116	Stul khola MHP	Gorkha	18	165	Completed
117	Okhle khola MHP	Gorkha	6	65	On going
118	Galfagad MHP	Humla	100	785	Completed
119	Hepka Khola MHP	Humla	20	225	Completed
120	Kurila Mulpani MHP	Humla	20	138	Completed
121	Lum Khola MHP	Humla	20	176	Completed
122	Ghatte Khola MHP	Humla	20	197	On going
123	Khagenkot MHP	Jajarkot	5.5	70	Completed
124	Bheri Khola MHP	Jajarkot	15	240	Completed
125	Paink khola MHP	Jajarkot	95	1000	Completed
126	Talegaun MHP	Jajarkot	24	253	Completed
127	Naulikket MHP	Jajarkot	53	676	Completed
128	Gad Khola	Jajarkot	6.5	60	Completed

S.N	Project Name	District	kW	HH	DFS Status
129	Hipka Khola	Jajarkot	50	454	Completed
130	Sangta Bheri khola MHP	Jajarkot	6.6	60	Completed
131	Sana khola	Jajarkot	7.7	68	Completed
132	Dar khola MHP	Jajarkot	11	97	Completed
133	Holu khola MHP	Jajarkot	12	175	Completed
134	Syala khola MHP	Jajarkot	14	124	Completed
135	Daha Khola MHP	Jajarkot	100	978	Completed
136	Sana khola MHP	Jajarkot	12	126	Completed
137	Majhuni Khola MHP	Jajarkot	6	77	Completed
138	Ghatte Khola MHP	Jajarkot	5	81	Completed
139	Simtara Khola MHP	Jajarkot	52	516	Completed
140	Dhoreni Khola MHP	Jajarkot	51	418	Completed
141	Sangta Sana Khola MHP	Jajarkot	11	137	Completed
142	Khagenkot MHP	Jajarkot	5.5	70	Completed
143	Baagmaare Khola MHP	Jajarkot	45	473	Completed
144	Kafalbata MHP	Jajarkot	40	350	On going
145	Dobiya Khola MHP	Jajarkot	18	230	Completed
146	Jugadkhola MHP	Jumla	51	450	Completed
147	Odigad MHP	Jumla	38.7	479	Completed
148	Bhandari gad MHP	Jumla	5.1	49	Completed
149	Bhatgaun Khola	Jumla	9	125	Completed
150	Gothigaun MHP	Jumla	20	165	Completed
151	Dhitan Lihi Khola MHP,	Jumla	8	60	Completed
152	Ruoghagard MHP	Jumla	9	52	Completed
153	Hurigaun Khola Chumchaur, Jumla	Jumla	7	60	Completed
154	Patherkhola MHP	Jumla	25	300	Completed
155	Rupa Rani Khola	Jumla	15.3	247	Completed
156	Hurrigaun khola MHP III	Jumla	24	385	Completed
157	Kanaka Sundari MHP	Jumla	100	900	Completed
158	Shain Gaun Ghatte Khola MHP	Jumla	5.5	60	Completed
159	Pida Kholi Khola MHP	Jumla	5.2	85	Completed
160	Gothi Khola MHP	Jumla	6	104	Completed
161	Sani Khola MHP	Jumla	7	67	Completed
162	Maluwa Phokta Khola MHP	Jumla	31	412	Completed
163	Khagu (Siding) Khola MHP	Kaski	15	150	Completed
164	Murlung Khola MHP	Kaski	25	41	Completed
165	Chuile Khola MHP	Kaski	50	247	Completed
166	Bali gad	Kalikot	26	260	Completed
167	Badalkot gad	Kalikot	12	120	Completed
168	Godi Khola	Kalikot	100	993	Completed
169	Binahi	Kalikot	7	75	Completed
170	Jubitha	Kalikot	30	250	Completed
171	Laphagad MHP	Kalikot	100	935	Completed

S.N	Project Name	District	kW	HH	DFS Status
172	Jhya Gad MHP	Kalikot	30	350	Completed
173	Nakham Khola MHP	Khotang	60	565	Completed
174	Rawa Khola Matauli MHP	Khotang	63	540	Completed
175	Lapse Khola MHP	Khotang	14	133	Completed
176	Dovane Khola MHP	Khotang	11	161	Completed
177	Tuwa Khola MHP	Khotang	22	146	Completed
178	Ruwa Khola MHP	Khotang	12	211	Completed
179	Lapse Khola MHP	Khotang	14	133	Completed
180	Giri Khola	Jumla	200	1840	Completed
181	Deuta Khola MHP	Lalitpur	12	169	Completed
182	Chhahare Khola II MHP	Lamjung	70	7	Completed
183	Chilli Khola MHP	Lamjung	14	130	Completed
184	Mahabir Khola MHP	Lamjung	17.5	160	Completed
185	Pasgaun MHP	Lamjung	65	190	Completed
186	Mahavir khola MHP	Lamjung	20	189	Completed
187	Chotte khola MHP	Lamjung	73	535	On going
188	Upallo Kisedi MHP	Lamjung	15	190	On going
189	Reuti Khola Segum Tikedhunga MHP	Makwanpur	8	98	Completed
190	Sankar II MHP	Makwanpur	10	135	On going
191	Gorangdi khola MHP	Makwanpur	7	110	On going
192	Chhahari Khola MHP	Myagdi	17	147	Completed
193	Nirandi khola II MHP	Nawalparasi	8	103	Completed
194	Boudi Sera MHP	Nawalparasi	8	110	Completed
195	Baudi Majuwa Khola MHP	Nawalparasi	10	103	Completed
196	Karamkot khola MHP	Nawalparasi	14	150	Completed
197	Kuhi Khola MHP	Nawalparasi	26	263	Completed
198	Baudi Sera Khola MHP	Nawalparasi	8	80	On going
199	Baudi Majuwa Khola MHP	Nawalparasi	7	65	On going
200	Kundala MHP	Nuwakot	18.5	205	Completed
201	Likhu Khola MHP	Nuwakot	19	157	Completed
202	Salankhu Khola MHP	Nuwakot	100	876	Completed
203	Gulphu khola MHP	Nuwakot	18	153	Completed
204	Sikre Khola MHP	Nuwakot	11	106	Completed
205	Jukey Khola MHP	Okhaldhunga	10	80	Completed
206	Romdu Khola MHP	Okhaldhunga	20	234	Completed
207	Thotne Khola Chaman MHP	Okhaldhunga	14	163	Completed
208	yolung Khola MHP	Okhaldhunga	10	108	Completed
209	Molung Khola Kartike MHP	Okhaldhunga	100	1011	Completed
210	Juke Dovan Khola MHP	Okhaldhunga	80	679	Completed
211	Molung Khola MHP	Okhaldhunga	29	300	Completed
212	Romdu Khola I MHP	Okhaldhunga	20	234	Completed
213	Romdu Khola II MHP	Okhaldhunga	10	95	Completed
214	Kanyadaha Dipli MHP	Okhaldhunga	58	550	Completed

S.N	Project Name	District	kW	HH	DFS Status
215	Pankhu Khola MHP	Okhaldhunga	50	450	On going
216	Kakani Khola MHP	Okhaldhunga	20	170	On going
217	Molung Khola MHP	Okhaldhunga	100	1000	On going
218	Andhiyan Khola MHP	Palpa	26	244	Completed
219	Baudi Khola MHP	Palpa	11	157	Completed
220	Oyam Thadekhola MHP	Panchthar	20	215	Completed
221	Muwakhola MHP	Panchthar	100	840	Completed
222	Shree Sapsukhola MHP	Panchthar	36	360	Completed
223	Sabra Khola MHP	Ramechhap	17.1	169	Completed
224	Khani Khola MHP	Ramechhap	17	200	Completed
225	sailung Khola MHP	Ramechhap	8	147	Completed
226	Phalate Khola MHP	Ramechhap	7.5	133	Completed
227	Dovan Khola MHP	Ramechhap	18.5	158	Completed
228	Chhaya Chhetra MHP	Rolpa	26	352	Completed
229	Seram Khola MHP	Rolpa	23	218	Completed
230	Tamghas Khola MHP	Rolpa	7	70	Completed
231	Mangara Khola MHP	Rolpa	15	181	Completed
232	Madi Khola MHP	Rolpa	60	701	Completed
233	Chunmang khola MHP	Rolpa	60	560	On Going
234	Bhanre Khola MHP	Rolpa	11	117	Completed
235	Kureli Thulo Khola MHP	Rolpa	30	300	On Going
236	Hugari Khola MHP	Rolpa	25	400	On Going
237	Rank khola MHP	Rolpa	7	93	Completed
238	Upallo Tapla khola MHP	Rolpa	15	207	Completed
239	Bagaune Khola MHP	Rolpa	7	70	On Going
240	Dowar Khola MHP	Rolpa	10	85	Completed
241	Gam Thulo Khola MHP	Rolpa	30	302	On Going
242	Dhawang khola MHP	Rolpa	12	120	On Going
243	Dhangsi Khola MHP	Rolpa	10	115	On Going
244	Gaidung Khola MHP	Rolpa	20	193	Completed
245	Dhausbot MHP	Rukum	10	98	Completed
246	Muru Khola MHP-2	Rukum	8	87	Completed
247	Sankh Khola MHP	Rukum	58	569	Completed
248	Ghurti Khola MHP	Rukum	7.5	98	Completed
249	Bargai Khola MHP	Rukum	21	160	Completed
250	Kala Khola MHP	Rukum	62	262	Completed
251	Lalbang Sipcha Khola MHP	Rukum	7	114	Completed
252	Naudhari MHP	Rukum	6	53	Completed
253	Lower Chauiri Khola MHP	Rukum	14	165	Completed
254	Chipra Khola MHP	Rukum	19	178	Completed
255	Rocha Khola MHP	Rukum	11	104	Completed
256	Chiuri Khola MHP	Rukum	8	97	Completed
257	Kyansi Khola MHP	Rukum	61	403	Completed
258	Bhaise Khola MHP	Rukum	25	261	Completed

S.N	Project Name	District	kW	HH	DFS Status
259	Gumrigad Khola MHP	Rukum	32	268	Completed
260	Khar Khola MHP	Rukum	6	90	Completed
261	Dopai Khola MHP	Rukum	14	160	Completed
262	Setigar Khola MHP	Rukum	18	180	Completed
263	Dokhlabang Khola MHP	Rukum	17	141	Completed
264	Sahare Khola MHP	Rukum	8	95	Completed
265	Tantune Ratamata MHP	Rukum	6	60	Completed
266	sani Bheri MHP	Rukum	600	3967	Completed
267	Sani Bheri II MHP	Rukum	100	1300	Completed
268	Khandigard khola MHP	Rukum	500	4200	Completed
269	Simrutu MHP	Rukum	200	4200	Completed
270	Hunda Khola MHP	Rukum	24	280	Completed
271	Gumba Khola MHP	Sindhupalcowk	84	467	Completed
272	Jirga MHP	Sindhuli	5.5	70	Completed
273	Jirgha Saraswati MHP	Sindhuli	6	92	Completed
274	Waksu Khola III MHP	Sindhuli	36	424	Completed
275	Tamajor Khola MHP	Sindhuli	15	180	Completed
276	Pauti Khola MHP	Sindhuli	30	211	Completed
277	Waksu Khola II MHP	Sindhuli	15	189	Completed
278	Khani Khola MHP	Sindhuli	11	100	On going
279	Solu Khola gangku MHP	Solukhumbu	100	1126	Completed
280	Bhudum Khola MHP	Solukhumbu	100	862	Completed
281	Solu Khola Gankhu MHP	Solukhumbu	100	1126	Completed
282	Chhiku Khola MHP	Solukhumbu	12	115	Completed
283	Thane Khola I MHP	Solukhumbu	10	110	Completed
284	Thane Khola II MHP	Solukhumbu	20	200	Completed
285	Thane Khola III MHP	Solukhumbu	40	385	Completed
286	Sononkhu Dovan MHP	Solukhumbu	20	220	On going
287	Mouwabote Khola MHP	Solukhumbu	18	180	On going
288	Rok Khola I MHP	Solukhumbu	30	310	On going
289	Bhok Khola III MHP	Solukhumbu	30	305	On going
290	Sot Khola MHP	Surkhet	28.5	311	Completed
291	Khaltakura MHP	Surkhet	5.5	85	Completed
292	Nahagaun MHP	Surkhet	5.5	200	Completed
293	Lhung Khola MHP	syangja	21	176	Completed
294	Jyagadi Didhyahar Khola MHP	Syangja	16	136	Completed
295	Suwa khola MHP	Taplejung	16	171	Completed
296	Kali khola MHP	Taplejung	12	190	Completed
297	Mewakhola MHP	Taplejung	100	933	Completed
298	Nyajukhola MHP	Taplejung	15	149	Completed
299	Hanguwakhola MHP	Taplejung	22	198	Completed
300	Tamahakhola MHP	Taplejung	65	645	On going
301	Sawakhola MHP	Taplejung	16	160	Completed
302	Tumia Khola MHP	Taplejung	30	350	On going

S.N	Project Name	District	kW	HH	DFS Status
303	Rakula Khola-II MHP	Udayapur	11	149	Completed
304	Sanyunga Khola MHP	Udayapur	6.5	140	Completed
305	Baidhyanath Khola-II MHP	Udayapur	11	156	Completed
	Total DFS Report		10,103	88,871	